

Format of Holding of Specified securities
PRE SHAREHOLDING PATTERN

1. Name of Listed Entity: **ARCHIDPLY INDUSTRIES LIMITED**
2. Scrip Code/Name of Scrip/Class of Security: 532994, ARCHIDPLY, EQUITY SHARES
3. Share Holding Pattern Filed under: Reg. 31(1)(a)/Reg.31(1)(b)/Reg.31(1)(c)
 - a. if under 31(1)(b) then indicate the report for quarter ending 01/06/2018
 - b. if under 31(1)(c) then indicate date of allotment/extinguishment

4. Declaration : The Listed entity is required to submit the following declaration to the extent of submission of information:

Particulars	YES*	NO*
a. Whether the Listed Entity has issued any partly paid up shares	NO	NO
b. Whether the Listed Entity has issued any Convertible Securities or Warrants?	NO	NO
c. Whether the Listed Entity has any shares against which depository receipts are issued?	NO	NO
d. Whether the Listed Entity has any shares in locked-in?	NO	NO
e. Whether any shares held by promoters are pledge or otherwise encumbered?	NO	NO

*if the Listed Entity selects the option 'NO' for the questions above, the columns for the partly paid up shares, Outstanding Convertible Securities/Warrants, depository receipts, locked-in shares, No of shares pledged or otherwise encumbered by promoters, as applicable, shall not be displayed at the time of dissemination on the Stock Exchange website. Also wherever there is 'No' declared by Listed entity in above table the values will be considered as 'Zero' by default on submission of the format of holding of specified securities.

5. The tabular format for disclosure of holding of specified securities is as follows:

For ARCHIDPLY INDUSTRIES LTD.,

 Company Secretary

Table I - Summary Statement holding of specified securities

Category	Category of Shareholder	No of Share-holders	No of fully paid up equity shares held	No of Partly paid-up equity shares held	No of Shares Depository Receipts	Total No of Shares Held (VII) = (IV)+(V)+(VI)	Shareholding as a % of total no of shares (As a % of (A+B+C2))	Number of Voting Rights held in each class of securities			Total as a % of (A+B+C)	No of Shares Underlying Outstanding convertible securities (including Warrants)	Shareholding as a % assuming full conversion of convertible Securities (as a percentage of diluted share capital)	Number of Locked in Shares	Number of Shares pledged or otherwise encumbered	As a % of total Shares held	Number of equity shares held in dematerialized form
								Class X	Class Y	Total							
(I)	(ii)	(iii)	(iv)	(v)	(vi)	(vii)	(viii)	No of Voting Rights								(xiv)	
(A)	Promoter & Promoter Group	11	16034645	0	0	16034645	72.67	16034645	0	16034645	72.67	0	72.67	0	0.00	0.00	16034645
(B)	Public	11727	6030355	0	0	6030355	27.33	6030355	0	6030355	27.33	0	27.33	0	0.00	NA	5960180
(C)	Non Promoter-Non Public																
(C1)	Shares underlying DRs	0	0	0	0	0	NA	0	0	0	0.00	0	0.00	NA	NA	0	
(C2)	Shares held by Employees Trusts	0	0	0	0	0	0.00	0	0	0	0.00	0	0.00	NA	NA	0	
	Total:	11738	22065000	0	0	22065000	100.00	22065000	0	22065000	100.00	0	100.00	0	0.00	0.00	21994825


FOR ARCHIDPLY INDUSTRIES LTD.,

 Company Secretary

Table II - Statement showing shareholding pattern of the Promoter and Promoter Group

Category	Category & Name of the Shareholder	PAN	No of Share-holders	No of fully paid up equity shares held	No of Partly paid-up equity shares held	No of Shares Underlying Depository Receipts	Total No of Shares held (IV+V+VI)	Shareholding as a % of total no of shares (calculated as per SCRR, 1957 (VIII) As a % of (A+B+C2)	Number of Voting Rights held in each class of securities	Class X	Class Y	Total	Total as a % of (A+B+C)	No of Shares Underlying convertible securities (including Warrants)	Shareholding as a % assuming full conversion of convertible Securities (as a percentage of diluted share capital) (VII)-(X) As a % of (A+B+C2)	Number of Locked in Shares	As a % of total Shares held	Number of Shares pledged or otherwise encumbered	As a % of total Shares held	Number of equity shares held in dematerialized form
(1)	(i)	(ii)	(iii)	(iv)	(v)	(vi)	(vii)	(viii)	No of Voting Rights			(ix)	(x)	(xi)	(xii)	(xiii)	(xiv)			
(a)	Indian Individual/Hindu undivided Family		5	2776205	0	0	2776205	12.58	2776205	0	2776205	2776205	12.58	0	12.58	0	0.00	0	0.00	2776205
	DEENDAYAL DAGA	AAAH09420P	1	20000	0	0	20000	0.09	20000	0	20000	20000	0.09	0	0.09	0	0.00	0	0.00	20000
	SHYAM DAGA	ABRP09021C	1	573685	0	0	573685	2.60	573685	0	573685	573685	2.60	0	2.60	0	0.00	0	0.00	573685
	SANGEETA BHARADIA	ACAP24241Q	1	4100	0	0	4100	0.02	4100	0	4100	4100	0.02	0	0.02	0	0.00	0	0.00	4100
	DEENDAYAL DAGA	ACBP08413H	1	771620	0	0	771620	3.50	771620	0	771620	771620	3.50	0	3.50	0	0.00	0	0.00	771620
	USHA DAGA	ACFP03879S	1	760300	0	0	760300	3.45	760300	0	760300	760300	3.45	0	3.45	0	0.00	0	0.00	760300
	RAVI DAGA	AGQP07847Q	1	646500	0	0	646500	2.93	646500	0	646500	646500	2.93	0	2.93	0	0.00	0	0.00	646500
(b)	Central Government/State Government(s)		0	0	0	0	0	0.00	0	0	0	0	0.00	0	0.00	0	0.00	0	0.00	0
(c)	Financial Institutions/Banks		0	0	0	0	0	0.00	0	0	0	0	0.00	0	0.00	0	0.00	0	0.00	0
(d)	Any Other		5	13258440	0	0	13258440	60.09	13258440	0	13258440	13258440	60.09	0	60.09	0	0.00	0	0.00	13258440
	ASSAM TIMBER PRODUCTS PRIVATE LIMITED	AABCA6975A	1	4411750	0	0	4411750	19.99	4411750	0	4411750	4411750	19.99	0	19.99	0	0.00	0	0.00	4411750
	THE MYSORE CHIPBOARDS LIMITED	AA3CT0812L	1	1797431	0	0	1797431	8.15	1797431	0	1797431	1797431	8.15	0	8.15	0	0.00	0	0.00	1797431
	VANRAJ SUPPLIERS PVT. LTD	AA8CV0233C	1	3943509	0	0	3943509	17.87	3943509	0	3943509	3943509	17.87	0	17.87	0	0.00	0	0.00	3943509
	RAVI MARKETING AND SERVICES PRIVATE LIMITED	AACCR2511E	1	2827850	0	0	2827850	12.82	2827850	0	2827850	2827850	12.82	0	12.82	0	0.00	0	0.00	2827850
	SHREE SHYAM TEA PRIVATE LIMITED	AAFC591603	1	277900	0	0	277900	1.26	277900	0	277900	277900	1.26	0	1.26	0	0.00	0	0.00	277900
(2)	Sub-Total (A)(1)		11	16034645	0	0	16034645	72.67	16034645	0	16034645	16034645	72.67	0	72.67	0	0.00	0	0.00	16034645
	Foreign																			
	Individuals (Non-Resident)		0	0	0	0	0	0.00	0	0	0	0	0.00	0	0.00	0	0.00	0	0.00	0
(a)	Individuals/Foreign Individuals		0	0	0	0	0	0.00	0	0	0	0	0.00	0	0.00	0	0.00	0	0.00	0
(b)	Government		0	0	0	0	0	0.00	0	0	0	0	0.00	0	0.00	0	0.00	0	0.00	0
(c)	Institutions		0	0	0	0	0	0.00	0	0	0	0	0.00	0	0.00	0	0.00	0	0.00	0
(d)	Foreign Portfolio Investor		0	0	0	0	0	0.00	0	0	0	0	0.00	0	0.00	0	0.00	0	0.00	0
(e)	Any Other		0	0	0	0	0	0.00	0	0	0	0	0.00	0	0.00	0	0.00	0	0.00	0
	Sub-Total (A)(2)		0	0	0	0	0	0.00	0	0	0	0	0.00	0	0.00	0	0.00	0	0.00	0
	Total Shareholding of Promoter and Promoter Group (A)=(A)(1)+(A)(2)		11	16034645	0	0	16034645	72.67	16034645	0	16034645	16034645	72.67	0	72.67	0	0.00	0	0.00	16034645

FOR AUTHORITY OF THE DIRECTOR, MCA21

Company Secretary

Table III - Statement showing shareholding pattern of the Public shareholder


Category	Category & Name of the Shareholder	PAN	No of Share-holders	No of fully paid up equity shares held	No of Partly paid-up equity shares held	No of Shares Underlying Depository Receipts	Total No of Shares Held (IV+V+VI)	Shareholding as a % of total no of shares (A+B+C2)	Number of Voting Rights held in each class of securities			Total as a % of (A+B+C)	No of Shares Underlying Outstanding convertible securities (including Warrants)	Shareholding as a % assuming full conversion of convertible Securities (as a percentage of diluted share capital)	Number of Locked in Shares	As a % of total Shares held	Number of Shares pledged or otherwise encumbered	As a % of total Shares held	Number of equity shares held in dematerialized form
									Class X	Class Y	Total								
(1)	(i)	(ii)	(iii)	(iv)	(v)	(vi)	(vii)	(viii)	Class X	Class Y	Total	(ix)	(x)	(xi)	(xii)	(xiii)	(xiv)		
(a)	Institutions		0	0	0	0	0	0.00	0	0	0	0.00	0	0	0	0.00	NA	0	
(b)	Mutual Funds		0	0	0	0	0	0.00	0	0	0	0.00	0	0	0	0.00	NA	0	
(c)	Venture Capital Funds		0	0	0	0	0	0.00	0	0	0	0.00	0	0	0	0.00	NA	0	
(d)	Alternate Investment Funds		0	0	0	0	0	0.00	0	0	0	0.00	0	0	0	0.00	NA	0	
(e)	Foreign Venture Capital Investors		0	0	0	0	0	0.00	0	0	0	0.00	0	0	0	0.00	NA	0	
(f)	Foreign Portfolio Investors		1	295000	0	0	295000	1.34	0	0	295000	1.34	0	0	0	0.00	NA	295000	
(g)	KUBER INDIA FUND	AAGCC01031Q	2	295000	0	0	295000	1.34	0	0	295000	1.34	0	0	0	0.00	NA	295000	
(h)	Financial Institutions/Banks		0	0	0	0	0	0.00	0	0	0	0.00	0	0	0	0.00	NA	0	
(i)	Insurance Companies		0	0	0	0	0	0.00	0	0	0	0.00	0	0	0	0.00	NA	0	
(j)	Provident Funds/Pension Funds		0	0	0	0	0	0.00	0	0	0	0.00	0	0	0	0.00	NA	0	
(k)	Any Other		0	0	0	0	0	0.00	0	0	0	0.00	0	0	0	0.00	NA	0	
(l)	Sub Total (B)(1)		3	384319	0	0	384319	1.74	0	0	384319	1.74	0	0	0	0.00	NA	384319	
(m)	Central Government/State Government(s)/President of India		0	0	0	0	0	0.00	0	0	0	0.00	0	0	0	0.00	NA	0	
(n)	Sub Total (B)(2)		0	0	0	0	0	0.00	0	0	0	0.00	0	0	0	0.00	NA	0	
(o)	Non-institutions		0	0	0	0	0	0.00	0	0	0	0.00	0	0	0	0.00	NA	0	
(p)	(i) Individual shareholders holding nominal share capital up to Rs.2 lakhs		11295	4381884	0	0	4381884	19.86	0	0	4381884	19.86	0	0	0	0.00	NA	4381884	
(q)	(ii) Individual shareholders holding nominal share capital in excess of Rs. 2 Lakhs		13	427978	0	0	427978	1.94	0	0	427978	1.94	0	0	0	0.00	NA	427978	
(r)	NGFCs Registered with RBI		2	10723	0	0	10723	0.05	0	0	10723	0.05	0	0	0	0.00	NA	10723	
(s)	Employee Trusts		0	0	0	0	0	0.00	0	0	0	0.00	0	0	0	0.00	NA	0	
(t)	Overseas Depositors (Holding DRs)(Balancing figure)		0	0	0	0	0	0.00	0	0	0	0.00	0	0	0	0.00	NA	0	
(u)	Any Other		0	0	0	0	0	0.00	0	0	0	0.00	0	0	0	0.00	NA	0	
(v)	NON RESIDENT INDIANS		114	116742	0	0	116742	0.53	0	0	116742	0.53	0	0	0	0.00	NA	82222	
(w)	CEARING MEMBERS		76	146159	0	0	146159	0.66	0	0	146159	0.66	0	0	0	0.00	NA	146159	
(x)	NON RESIDENT INDIAN NON REPATRIABLE		41	25465	0	0	25465	0.12	0	0	25465	0.12	0	0	0	0.00	NA	25465	
(y)	BODIES CORPORATES		183	537085	0	0	537085	2.43	0	0	537085	2.43	0	0	0	0.00	NA	537085	
(z)	Sub Total (B)(3)		11724	5646036	0	0	5646036	25.59	0	0	5646036	25.59	0	0	0	0.00	NA	557861	
(aa)	Total Public Shareholding (B) = (B)(1)+(B)(2)+(B)(3)		11727	6030355	0	0	6030355	27.33	0	0	6030355	27.33	0	0	0	0.00	NA	5960180	

For ARCHIDPLY INDUSTRIES LTD.,

Company Secretary

Table IV - Statement showing shareholding pattern of the Non Promoter - Non Public Shareholder

Category	Category & Name of the Shareholder	PAN	No of Share-holders	No of fully paid up equity shares held	No of Partly paid-up equity shares held	No of Shares Underlying Depository Receipts	Total No of Shares Held (IV+V+VI)	Shareholding as a % of total no of shares (A+B+C2)	Number of Voting Rights held in each class of securities:			Total as a % of (A+B+C)	No of Shares Underlying convertible securities (including Warrants)	Shareholding as a % assuming full conversion of convertible Securities (as a percentage of diluted share capital)	Number of Locked in Shares	Number of Shares pledged or otherwise encumbered	Number of Shares held in dematerialized form	
									Class X	Class Y	Total							
(1)	(i)	(ii)	(iii)	(iv)	(v)	(vi)	(vii)	(viii)	(ix)	(ix)	(ix)	(x)	(xi)	(xii)	(xiii)	(xiv)		
	Custodian/DR holder		0	0	0	0	0	0.00	0	0	0	0.00	0	0	0.00	NA	NA	0
(2)	Employee Benefit Trust (under SEBI/Share based Employee Benefit) Regulations 2014)		0	0	0	0	0	0.00	0	0	0	0.00	0	0	0.00	NA	NA	0
	Total Non-Promoter-Non Public Shareholding (C) = (C1)+(C12)		0	0	0	0	0	0.00	0	0	0	0.00	0	0	0.00			0

FOR ARCHIDPLY INFRASTRUCTURES LTD.,

 Company Secretary

Details of the shareholders acting as persons in Concert including their Shareholding:			
Name of Shareholder	Name of PAC	No of shares	Holding%
Total:		0	0

For ARCHIDPLY INDUSTRIES LTD.,

 Company Secretary

Details of Shares which remain unclaimed may be given along with details such as number of shareholders,
No of Shareholders _____ No of shares _____

For ARCHIDIRECTORIES LTD.,

Kim
Company Secretary

Format of Holding of Specified securities
PRE SHAREHOLDING PATTERN

1. Name of Listed Entity: **ARCHIDPLY DECOR LIMITED**

2. Scrip Code/Name of Scrip/Class of Security:

3. Share Holding Pattern Filed under: Reg. 31(1)(a)/Reg.31(1)(b)/Reg.31(1)(c)

a. if under 31(1)(b) then indicate the report for quarter ending 01/06/2018

b. if under 31(1)(c) then indicate date of allotment/extinguishment

4. Declaration : The Listed entity is required to submit the following declaration to the extent of submission of information:

	Particulars	YES*	NO*
a	Whether the Listed Entity has issued any partly paid up shares		NO
b	Whether the Listed Entity has issued any Convertible Securities or Warrants?		NO
c	Whether the Listed Entity has any shares against which depository receipts are issued?		NO
d	Whether the Listed Entity has any shares in locked-in?		NO
e	Whether any shares held by promoters are pledge or otherwise encumbered?		NO

*if the Listed Entity selects the option 'NO' for the questions above, the columns for the partly paid up shares, Outstanding Convertible Securities/Warrants, depository receipts, locked-in shares, No of shares pledged or otherwise encumbered by promoters, as applicable, shall not be displayed at the time of dissemination on the Stock Exchange website. Also wherever there is 'No' declared by Listed entity in above table the values will be considered as 'Zero' by default on submission of the format of holding of specified securities.

5 The tabular format for disclosure of holding of specified securities is as follows:

For Archidply Decor Limited

Arpita Dasgupta
Director

Table 1 - Summary Statement holding of specified securities

Category	Category of Shareholder	No of Shareholders	No of fully paid up equity shares held	No of Partly paid-up equity shares held	No of Shares Depository Receipts	Total No of Shares Held (VII) = (V)+(VI)+(VII)	Shareholding as a % of total no of shares (As a % of (A+B+C2))	Number of Voting Rights held in each class of securities			Total as a % of (A+B+C)	No of Shares Underlying Outstanding convertible securities (including Warrants)	Shareholding as a % assuming full conversion of convertible Securities (as a percentage of diluted share capital)	Number of Locked in Shares	As a % of total Shares held	Number of Shares pledged or otherwise encumbered	As a % of total Shares held	Number of equity shares held in dematerialized form
(i)	(ii)	(iii)	(iv)	(v)	(vi)	(vii)	(viii)	Class X	Class Y	Total (ix)	(x)	(xi)	(xii)	(xiii)	(xiv)			
(A)	Promoter & Promoter Group	7	50000	0	0	50000	100.00	50000	0	50000	100.00	0	100.00	0	0.00	0	0.00	0
(B)	Public	0	0	0	0	0	0.00	0	0	0	0.00	0	0.00	0	0.00	NA	NA	0
(C)	Non Promoter-Non Public																	
(C1)	Shares underlying DRs	0	0	0	0	0	0.00	0	0	0	0.00	0	0.00	0	0.00	NA	NA	0
(C2)	Shares held by Employees Trustees	0	0	0	0	0	0.00	0	0	0	0.00	0	0.00	0	0.00	NA	NA	0
	Total:	7	50000	0	0	50000	100.00	50000	0	50000	100.00	0	100.00	0	0.00	0	0.00	0

For Archidply Deo of Limited
Arpit Daga
Director

Table II - Statement showing shareholding pattern of the Promoter and Promoter Group

Category	Category & Name of the Shareholder	PAN	No of Share-holders	No of fully paid up equity shares held	No of Partly paid-up equity shares held	No of Shares Underlying Depository Receipts	Total No of Shares held (IV+V+VI)	Shareholding as a % of total no of shares (calculated as per SCRR, 1957 (VIII) As a % of (A+B+C2)	Number of Voting Rights held in each class of securities			Total as a % of (A+B+C)	No of Shares Underlying Outstanding convertible securities (including Warrants)	Shareholding as a % assuming full conversion of convertible securities (as a percentage of diluted share capital) (VII)+(X) As a % of (A+B+C)	Number of Locked in Shares	As a % of total Shares held	No. pledged or otherwise encumbered	As a % of total Shares held	Number of equity shares held in dematerialized form
									Class X	Class Y	Total								
(1)	Indian	(ii)	(iii)	(iv)	(v)	(vi)	(vii)	(viii)			(ix)		(x)	(xi)	(xii)		(xiii)		(xiv)
(a)	Individuals/Hindu undivided Family		7	50000	0	0	50000	100.00	50000	0	50000	100.00	0	0.00	0	0.00	0	0.00	0
	ARPITA DAGA	AGGPD4313D	1	24950	0	0	24950	49.90	24950	0	24950	49.90	0	0.00	0	0.00	0	0.00	0
	SHYAM DAGA	ABRPD9021C	1	25000	0	0	25000	50.00	25000	0	25000	50.00	0	0.00	0	0.00	0	0.00	0
	RAJNEESH SHARMA	BCCPS9407G	1	10	0	0	10	0.02	10	0	10	0.02	0	0.00	0	0.00	0	0.00	0
	RAJ KISHOR PRASAD	AJNPP9480B	1	10	0	0	10	0.02	10	0	10	0.02	0	0.00	0	0.00	0	0.00	0
	USHA DAGA	ACFPD3879B	1	10	0	0	10	0.02	10	0	10	0.02	0	0.00	0	0.00	0	0.00	0
	RAJIV DAGA	AGOPD7847Q	1	10	0	0	10	0.02	10	0	10	0.02	0	0.00	0	0.00	0	0.00	0
	VIRESH VYAS	ACMPV9284D	1	10	0	0	10	0.02	10	0	10	0.02	0	0.00	0	0.00	0	0.00	0
	General Government/State Government(s)		0	0	0	0	0	0.00	0	0	0	0.00	0	0.00	0	0.00	0	0.00	0
(b)	Financial Institutions/Banks		0	0	0	0	0	0.00	0	0	0	0.00	0	0.00	0	0.00	0	0.00	0
(c)	Any Other		0	0	0	0	0	0.00	0	0	0	0.00	0	0.00	0	0.00	0	0.00	0
(d)	Sub-Total (A)(1)		7	50000	0	0	50000	100.00	50000	0	50000	100.00	0	0.00	0	0.00	0	0.00	0
(2)	Foreign																		
(a)	Individuals (Non-Resident)		0	0	0	0	0	0.00	0	0	0	0.00	0	0.00	0	0.00	0	0.00	0
(b)	Government/Foreign Individuals		0	0	0	0	0	0.00	0	0	0	0.00	0	0.00	0	0.00	0	0.00	0
(c)	Institutions		0	0	0	0	0	0.00	0	0	0	0.00	0	0.00	0	0.00	0	0.00	0
(d)	Foreign Portfolio Investor		0	0	0	0	0	0.00	0	0	0	0.00	0	0.00	0	0.00	0	0.00	0
(e)	Any Other		0	0	0	0	0	0.00	0	0	0	0.00	0	0.00	0	0.00	0	0.00	0
	Sub-Total (A)(2)		0	0	0	0	0	0.00	0	0	0	0.00	0	0.00	0	0.00	0	0.00	0
	Total Shareholding of Promoter and Promoter Group (A)=(A)(1)+(A)(2)		7	50000	0	0	50000	100.00	50000	0	50000	100.00	0	0.00	0	0.00	0	0.00	0

For Archidiply Decor Limited

Arpita Daga
Director

Table III - Statement showing shareholding pattern of the Public shareholder

Category	Category & Name of the Shareholder	PAN	No of Share-holders	No of fully paid up equity shares held	No of Partly paid-up equity shares held	No of Shares Underlying Depository Receipts	Total No of Shares Held (IV+V+VI)	Shareholding as a % of total no of shares (A+B+C)	Number of Voting Rights held in each class of securities			Total as a % of (A+B+C)	No of Shares Underlying Outstanding convertible securities (including Warrants)	Shareholding as a % assuming full conversion of convertible securities (as a percentage of diluted share capital)	No. of Locked in Shares	No. of Shares pledged or otherwise encumbered	Number of equity shares held in dematerialized form
									Class X	Class Y	Total						
(1)	(2)	(3)	(4)	(5)	(6)	(7)	(8)	(9)	(10)	(11)	(12)	(13)	(14)	(15)	(16)	(17)	
	(I) Institutions																
(a)	Mutual Funds		0	0	0	0	0	0.00	0	0	0	0.00	0	0.00	0	0.00	0
(b)	Venture Capital Funds		0	0	0	0	0	0.00	0	0	0	0.00	0	0.00	0	0.00	0
(c)	Alternate Investment Funds		0	0	0	0	0	0.00	0	0	0	0.00	0	0.00	0	0.00	0
(d)	Foreign Venture Capital Investors		0	0	0	0	0	0.00	0	0	0	0.00	0	0.00	0	0.00	0
(e)	Foreign Portfolio Investors		0	0	0	0	0	0.00	0	0	0	0.00	0	0.00	0	0.00	0
(f)	Financial Institutions/Banks		0	0	0	0	0	0.00	0	0	0	0.00	0	0.00	0	0.00	0
(g)	Insurance Companies		0	0	0	0	0	0.00	0	0	0	0.00	0	0.00	0	0.00	0
(h)	Provident Funds/Pension Funds		0	0	0	0	0	0.00	0	0	0	0.00	0	0.00	0	0.00	0
(i)	Any Other		0	0	0	0	0	0.00	0	0	0	0.00	0	0.00	0	0.00	0
	Sub Total (B)(1)		0	0	0	0	0	0.00	0	0	0	0.00	0	0.00	0	0.00	0
(2)	Central Government/State Governments/President of India		0	0	0	0	0	0.00	0	0	0	0.00	0	0.00	0	0.00	0
	Sub Total (B)(2)		0	0	0	0	0	0.00	0	0	0	0.00	0	0.00	0	0.00	0
(3)	Non-Institutions																
(a)	Individual shareholders holding nominal share capital up to Rs.2 lakhs		0	0	0	0	0	0.00	0	0	0	0.00	0	0.00	0	0.00	0
	Individual shareholders holding nominal share capital in excess of Rs. 2 Lakhs		0	0	0	0	0	0.00	0	0	0	0.00	0	0.00	0	0.00	0
(b)	NGOs Registered with RBI		0	0	0	0	0	0.00	0	0	0	0.00	0	0.00	0	0.00	0
(c)	Employee Trusts		0	0	0	0	0	0.00	0	0	0	0.00	0	0.00	0	0.00	0
(d)	Overseas Depositors (holding DRs/(Balancing figure))		0	0	0	0	0	0.00	0	0	0	0.00	0	0.00	0	0.00	0
(e)	Any Other		0	0	0	0	0	0.00	0	0	0	0.00	0	0.00	0	0.00	0
	NON RESIDENT INDIANS		0	0	0	0	0	0.00	0	0	0	0.00	0	0.00	0	0.00	0
	CLEARING MEMBERS		0	0	0	0	0	0.00	0	0	0	0.00	0	0.00	0	0.00	0
	NON RESIDENT INDIAN NON REPATRIABLE BODIES CORPORATES		0	0	0	0	0	0.00	0	0	0	0.00	0	0.00	0	0.00	0
	Sub Total (B)(3)		0	0	0	0	0	0.00	0	0	0	0.00	0	0.00	0	0.00	0
	Total Public Shareholding (B) = (B)(1)+(B)(2)+(B)(3)		0	0	0	0	0	0.00	0	0	0	0.00	0	0.00	0	0.00	0

For Archdipty Decor Limited

Arpita Dagar
Director

Table IV - Statement showing shareholding pattern of the Non Promoter - Non Public Shareholder

Category	Category & Name of the Shareholder	PAN	No. of Shareholder	No. of fully paid up equity shares held	No. of partly paid-up equity shares held	No. of Shares Underlying Depository Receipts	Total No. of Shares Held (V+U+V)	Shareholding as a % of Total (A+B+C)	Number of Voting Rights held in each class of securities			Total as a % of (A+B+C)	No. of Shares Underlying Outstanding convertible securities (including Warrants)	Shareholding as a % assuming full conversion of convertible Securities (as a percentage of diluted share capital)	Number of Locked in Shares	Number of Shares pledged or otherwise encumbered	Number of equity shares held in dematerialized form
									Class X	Class Y	Total						
				(IV)	(V)	(M)	(VII)	(VIII)	(IX)	(X)	(XI)	(XII)	(XIII)	(XIV)			
(1)	Controlling Director			0	0	0	0	0.00	0	0	0.00	0	0.00	0	N/A	0	
(2)	Employee Benefit Trust (under SEBI Share based Employee Benefit Regulations 2014)			0	0	0	0	0.00	0	0	0.00	0	0.00	0	N/A	0	
	Total Non Promoter Non Public Shareholding (C) = (C1)+(C2)		0	0	0	0	0	0.00	0	0	0.00	0	0.00	0	0.00	0	

For Archidiply Decor Limited
Apkta Singh
Director

Details of the shareholders acting as persons in Concert including their Shareholding:

Name of Shareholder	Name of PAC	No of shares	Holding%
Total:		0	0

For Archidply Decor Limited

Arpita Dasgupta
Director

Details of Shares which remain unclaimed may be given hear along with details such as number of shareholders,

No of Shareholders

No of shares

Format of Holding of Specified securities

PRE SHAREHOLDING PATTERN

1. Name of Listed Entity: **ARCHIDPLY INDUSTRIES LIMITED**
2. Scrip Code/Name of Scrip/Class of Security: 532994, ARCHIDPLY, EQUITY SHARES
3. Share Holding Pattern Filed under: Reg. 31(1)(a)/Reg.31(1)(b)/Reg.31(1)(c)
 - a. if under 31(1)(b) then indicate the report for quarter ending 01/06/2018
 - b. if under 31(1)(c) then indicate date of allotment/extinguishment

4. Declaration : The Listed entity is required to submit the following declaration to the extent of submission of information:

Particulars	YES*	NO*
a. Whether the Listed Entity has issued any partly paid up shares		NO
b. Whether the Listed Entity has issued any Convertible Securities or Warrants?		NO
c. Whether the Listed Entity has any shares against which depository receipts are issued?		NO
d. Whether the Listed Entity has any shares in locked-in?		NO
e. Whether any shares held by promoters are pledged or otherwise encumbered?		NO

*if the Listed Entity selects the option 'NO' for the questions above, the columns for the partly paid up shares, Outstanding Convertible Securities/Warrants, depository receipts, locked-in shares, No of shares pledged or otherwise encumbered by promoters, as applicable, shall not be displayed at the time of dissemination on the Stock Exchange website. Also wherever there is 'No' declared by Listed entity in above table the values will be considered as 'Zero' by default on submission of the format of holding of specified securities.

5. The tabular format for disclosure of holding of specified securities is as follows:



Table I - Summary Statement holding of specified securities

Category	Category of Shareholder	No of Share-holders	No of fully paid up equity shares held	No of Partly paid-up equity shares held	No of Shares Underlying Depository Receipts	Total No of Shares Held (VII) = (IV)+(V)+(VI)	Shareholding as a % of total no of shares (As a % of (A+B+C2))	Number of Voting Rights held in each class of securities			No of Shares Underlying Outstanding convertible securities (Including Warrants)	Shareholding as a % assuming full conversion of convertible Securities (as a percentage of diluted share capital)	Number of Locked in Shares		Number of Shares pledged or otherwise encumbered	Number of equity shares held in dematerialized form
								Class X	Class Y	Total			No.	As a % of total Shares held		
(I)	(II)	(III)	(IV)	(V)	(VI)	(VII)	(VIII)	(IX)			(X)	(XI)	(XII)	(XIII)	(XIV)	
(A)	Promoter & Promoter Group	11	16034645	0	0	16034645	72.67	16034645	0	16034645	72.67	0	0.00	0	0.00	16034645
(B)	Public	11727	6030355	0	0	6030355	27.33	6030355	0	6030355	27.33	0	0.00	NA	NA	5960180
(C)	Non Promoter-Non Public															
(C1)	Shares underlying DRs	0	0	0	0	0	0.00	0	0	0	0.00	0	0.00	NA	NA	0
(C2)	Shares held by Employees Trusts	0	0	0	0	0	0.00	0	0	0	0.00	0	0.00	NA	NA	0
	Total:	11738	22065000	0	0	22065000	100.00	22065000	0	22065000	100.00	0	0.00	0	0.00	21994825



Table II - Statement showing shareholding pattern of the Promoter and Promoter Group

Category	Category & Name of the Shareholder	PAN	No of Share-holders	No of fully paid up equity shares held	No of Partly paid-up equity shares held	No of Shares Underlying Depository Receipts	Total No of Shares Held (IV+V+VI)	Shareholding as a % of total no of shares (calculated as per SCRR, 1957 (VIII) As a % of (A+B+C2	Number of Voting Rights held in each class of securities			No of Shares Underlying convertible securities (Including Warrants)	Shareholding as a % assuming full conversion of convertible Securities (as a percentage of diluted share capital) (VII)+(X) As a % of (A+B+C2	Number of Locked in Shares	Number of Shares pledged or otherwise encumbered	Number of equity shares held in dematerialized form	
									Class X	Class Y	Total						
	(i)	(ii)	(iii)	(iv)	(v)	(vi)	(vii)	(viii)	(ix)			(x)	(xi)	(xii)	(xiii)	(xiv)	
(1)	Indian																
(a)	Individuals/Hindu undivided Family		6	2776205	0	0	2776205	12.58	2776205	0	2776205	12.58	0	0.00	0	0.00	2776205
	DEENDAYAL DAGA		1	20000	0	0	20000	0.09	20000	0	20000	0.09	0	0.00	0	0.00	20000
	SHYAM DAGA		1	573685	0	0	573685	2.60	573685	0	573685	2.60	0	0.00	0	0.00	573685
	SANGEETA BHARADIA		1	4100	0	0	4100	0.02	4100	0	4100	0.02	0	0.00	0	0.00	4100
	DEENDAYAL DAGA		1	771620	0	0	771620	3.50	771620	0	771620	3.50	0	0.00	0	0.00	771620
	USHA DAGA		1	760300	0	0	760300	3.45	760300	0	760300	3.45	0	0.00	0	0.00	760300
	RAJIV DAGA		1	646500	0	0	646500	2.93	646500	0	646500	2.93	0	0.00	0	0.00	646500
(b)	Central Government/State Government(s)		0	0	0	0	0	0.00	0	0	0	0.00	0	0.00	0	0.00	0
(c)	Financial Institutions/Banks		0	0	0	0	0	0.00	0	0	0	0.00	0	0.00	0	0.00	0
(d)	Any Other		5	13258440	0	0	13258440	60.09	13258440	0	13258440	60.09	0	0.00	0	0.00	13258440
	ASSAM TIMBER PRODUCTS PRIVATE LIMITED		1	4411750	0	0	4411750	19.99	4411750	0	4411750	19.99	0	0.00	0	0.00	4411750
	THE MYSORE CHIPBOARDS LIMITED		1	1797431	0	0	1797431	8.15	1797431	0	1797431	8.15	0	0.00	0	0.00	1797431
	VANRAJ SUPPLIERS PVT. LTD		1	3943509	0	0	3943509	17.87	3943509	0	3943509	17.87	0	0.00	0	0.00	3943509
	RAVI MARKETING AND SERVICES PRIVATE LIMITED		1	2827850	0	0	2827850	12.82	2827850	0	2827850	12.82	0	0.00	0	0.00	2827850
	SHREE SHYAM TEA PRIVATE LIMITED		1	277900	0	0	277900	1.26	277900	0	277900	1.26	0	0.00	0	0.00	277900
	Sub-Total (A)(1)		11	16034645	0	0	16034645	72.67	16034645	0	16034645	72.67	0	0.00	0	0.00	16034645
(2)	Foreign																
(a)	Individuals (Non-Resident)		0	0	0	0	0	0.00	0	0	0	0.00	0	0.00	0	0.00	0
(b)	Individuals/Foreign Individuals		0	0	0	0	0	0.00	0	0	0	0.00	0	0.00	0	0.00	0
(c)	Government		0	0	0	0	0	0.00	0	0	0	0.00	0	0.00	0	0.00	0
	Institutions		0	0	0	0	0	0.00	0	0	0	0.00	0	0.00	0	0.00	0
(d)	Foreign Portfolio Investor		0	0	0	0	0	0.00	0	0	0	0.00	0	0.00	0	0.00	0
(e)	Any Other		0	0	0	0	0	0.00	0	0	0	0.00	0	0.00	0	0.00	0
	Sub-Total (A)(2)		0	0	0	0	0	0.00	0	0	0	0.00	0	0.00	0	0.00	0
	Total Shareholding of Promoter and Promoter Group (A)=(A)(1)+(A)(2)		11	16034645	0	0	16034645	72.67	16034645	0	16034645	72.67	0	0.00	0	0.00	16034645



Table III - Statement showing shareholding pattern of the Public shareholder

Category	Category & Name of the Shareholder	PAN	No of Share-holders	No of fully paid up equity shares held	No of Partly paid-up equity shares held	No of Shares Underlying Depository Receipts	Total No of Shares Held (IV+V+VI)	Shareholding as a % of total no of shares (A+B+C2)	Number of Voting Rights held in each class of securities			No of Shares Underlying convertible securities (Including Warrants)	Shareholding as a % assuming full conversion of convertible Securities (as a percentage of diluted share capital)	Number of Locked in Shares	Number of Shares pledged or otherwise encumbered	Number of equity shares held in dematerialized form		
									No of Voting Rights								As a % of total Shares held	As a % of total Shares held
									Class X	Class Y	Total							
(I)	(II)	(III)	(IV)	(V)	(VI)	(VII)	(VIII)	(IX)	(X)	(XI)	(XII)	(XIII)	(XIV)					
(1)	Institutions																	
(a)	Mutual Funds		0	0	0	0	0.00	0	0.00	0	0.00	0	0.00	NA	0			
(b)	Venture Capital Funds		0	0	0	0	0.00	0	0.00	0	0.00	0	0.00	NA	0			
(c)	Alternate Investment Funds		0	0	0	0	0.00	0	0.00	0	0.00	0	0.00	NA	0			
(d)	Foreign Venture Capital Investors		0	0	0	0	0.00	0	0.00	0	0.00	0	0.00	NA	0			
(e)	Foreign Portfolio Investors		1	295000	0	0	1.34	295000	1.34	0	1.34	0	0.00	NA	295000			
(f)	KUBER INDIA FUND		1	295000	0	0	1.34	295000	1.34	0	1.34	0	0.00	NA	295000			
(g)	Financial Institutions/Banks		2	89319	0	0	0.40	89319	0.40	0	0.40	0	0.00	NA	89319			
(h)	Insurance Companies		0	0	0	0	0.00	0	0.00	0	0.00	0	0.00	NA	0			
(i)	Provident Funds/Pension Funds		0	0	0	0	0.00	0	0.00	0	0.00	0	0.00	NA	0			
(i)	Any Other																	
	Sub Total (B)(1)		3	384319	0	0	1.74	384319	1.74	0	1.74	0	0.00	NA	384319			
(2)	Central Government/State Government(s)/President of India		0	0	0	0	0.00	0	0.00	0	0.00	0	0.00	NA	0			
	Sub Total (B)(2)		0	0	0	0	0.00	0	0.00	0	0.00	0	0.00	NA	0			
(3)	Non-Institutions																	
(a)	i. Individual shareholders holding nominal share capital up to Rs.2 lakhs		11295	4381884	0	0	19.86	4381884	19.86	0	19.86	0	0.00	NA	4346229			
	ii. Individual shareholders holding nominal share capital in excess of Rs. 2 Lakhs		13	427978	0	0	1.94	427978	1.94	0	1.94	0	0.00	NA	427978			
(b)	NBFCs Registered with RBI		2	10723	0	0	0.05	10723	0.05	0	0.05	0	0.00	NA	10723			
(c)	Employee Trusts		0	0	0	0	0.00	0	0.00	0	0.00	0	0.00	NA	0			
(d)	Overseas Depositories (Holding DRs)(Balancing figure)		0	0	0	0	0.00	0	0.00	0	0.00	0	0.00	NA	0			
(e)	Any Other																	
	Sub Total (B)(3)		114	116742	0	0	0.53	116742	0.53	0	0.53	0	0.00	NA	82222			
	Sub Total (B)(3)		76	146159	0	0	0.66	146159	0.66	0	0.66	0	0.00	NA	146159			
	Sub Total (B)(3)		41	25465	0	0	0.12	25465	0.12	0	0.12	0	0.00	NA	25465			
	Sub Total (B)(3)		183	537085	0	0	2.43	537085	2.43	0	2.43	0	0.00	NA	537085			
	Sub Total (B)(3)		11724	5646036	0	0	25.59	5646036	25.59	0	25.59	0	0.00	NA	5575861			
	Total Public Shareholding (B) = (B)(1)+(B)(2)+(B)(3)		11727	6030355	0	0	27.33	6030355	27.33	0	27.33	0	0.00	NA	5960180			



Table IV - Statement showing shareholding pattern of the Non Promoter - Non Public Shareholder

Category	Category & Name of the Shareholder	PAN	No of Shareholders	No of Shares paid up equity shares held	No of Partly paid-up equity shares held	No of Shares Underlying Depository Receipts	Total No of Shares Held (IV+V+VI)	Shareholding as a % of total no of shares (A+B+C2)	Number of Voting Rights held in each class of securities			No of Shares Underlying convertible securities (Including Warrants)	Shareholding as a % assuming full conversion of convertible Securities (as a percentage of diluted share capital)	Number of Locked in Shares		Number of Shares pledged or otherwise encumbered	Number of equity shares held in dematerialized form
									Class X	Class Y	Total			No.	As a % of total Shares held		
(1)	(I)	(II)	(III)	(IV)	(V)	(VI)	(VII)	(VIII)	(IX)			(X)	(XI)	(XII)	(XIII)	(XIV)	
	Custodian/DR Holder		0	0	0	0	0	0.00	0	0	0	0.00	0	0.00	0	0.00	0
(2)	Employee Benefit Trust (under SEBI(Share based Employee Benefit) Regulations 2014)		0	0	0	0	0	0.00	0	0	0	0.00	0	0.00	0	0.00	0
	Total Non-Promoter-Non Public Shareholding (C) = (C)(1)+(C)(2)		0	0	0	0	0	0.00	0	0	0	0.00	0	0.00	0	0.00	0



Details of the shareholders acting as persons in Concert including their Shareholding:			
Name of Shareholder	Name of PAC	No of shares	Holding%
Total:		0	0



Details of Shares which remain unclaimed may be given hear along with details such as number of shareholders,	
No of Shareholders	No of shares



For ARCHIDPLY INDUSTRIES LTD.,

[Handwritten Signature]

Company Secretary

Format of Holding of Specified securities

PRE SHAREHOLDING PATTERN

1. Name of Listed Entity: **ARCHIDPLY DECOR LIMITED**
2. Scrip Code/Name of Scrip/Class of Security:
3. Share Holding Pattern Filed under: Reg. 31(1)(a)/Reg.31(1)(b)/Reg.31(1)(c)
 - a. if under 31(1)(b) then indicate the report for quarter ending 01/06/2018
 - b. if under 31(1)(c) then indicate date of allotment/extinguishment

4. Declaration : The Listed entity is required to submit the following declaration to the extent of submission of information:

Particulars	YES*	NO*
a. Whether the Listed Entity has issued any partly paid up shares		NO
b. Whether the Listed Entity has issued any Convertible Securities or Warrants?		NO
c. Whether the Listed Entity has any shares against which depository receipts are issued?		NO
d. Whether the Listed Entity has any shares in locked-in?		NO
e. Whether any shares held by promoters are pledge or otherwise encumbered?		NO

*if the Listed Entity selects the option 'NO' for the questions above, the columns for the partly paid up shares, Outstanding Convertible Securities/Warrants, depository receipts, locked-in shares, No of shares pledged or otherwise encumbered by promoters, as applicable, shall not be displayed at the time of dissemination on the Stock Exchange website. Also wherever there is 'No' declared by Listed entity in above table the values will be considered as 'Zero' by default on submission of the format of holding of specified securities.

5. The tabular format for disclosure of holding of specified securities is as follows:



For Archidply Decor Limited
Director

Table I - Summary Statement holding of specified securities

Category	Category of Shareholder	No of Share-holders	No of fully paid up equity shares held	No of Partly paid-up equity shares held	No of Shares Underlying Depository Receipts	Total No of Shares Held (VII) = (IV)+(V)+(VI)	Shareholding as a % of total no of shares (As a % of (A+B+C2))	Number of Voting Rights held in each class of securities			No of Shares Underlying Outstanding convertible securities (Including Warrants)	Shareholding as a % assuming full conversion of convertible Securities (as a percentage of diluted share capital)	Number of Locked in Shares		Number of Shares pledged or otherwise encumbered	Number of equity shares held in dematerialized form
								Class X	Class Y	Total			No.	As a % of total Shares held		
(I)	(II)	(III)	(IV)	(V)	(VI)	(VII)	(VIII)	(IX)			(X)	(XI)	(XII)	(XIII)	(XIV)	
(A)	Promoter & Promoter Group	7	50000	0	0	50000	100.00	50000	0	50000	100.00	0	0.00	0	0.00	0
(B)	Public	0	0	0	0	0	0.00	0	0	0	0.00	0	0.00	NA	NA	0
(C)	Non Promoter-Non Public	0	0	0	0	0	0.00	0	0	0	0.00	0	0.00	NA	NA	0
(C1)	Shares underlying DRs	0	0	0	0	0	0.00	0	0	0	0.00	0	0.00	NA	NA	0
(C2)	Shares held by Employees Trusts	0	0	0	0	0	0.00	0	0	0	0.00	0	0.00	NA	NA	0
Total:		7	50000	0	0	50000	100.00	50000	0	50000	100.00	0	0.00	0	0.00	0



Table II - Statement showing shareholding pattern of the Promoter and Promoter Group

Category	Category & Name of the Shareholder	PAN	No of Shareholders	No of fully paid up equity shares held	No of Partly paid-up equity shares held	No of Shares Underlying Depository Receipts	Total No of Shares Held (IV+V+VI)	Shareholding as a % of total no of shares (calculated as per SCRR, 1957 (VIII) As a % of (A+B+C2)	Number of Voting Rights held in each class of securities		No of Shares Underlying convertible securities (Including Warrants)	Shareholding as a % assuming full conversion of convertible Securities (as a percentage of diluted share capital) (VII)+(X) As a % of (A+B+C2)	Number of Locked in Shares		Number of Shares pledged or otherwise encumbered	Number of equity shares held in dematerialized form			
									Class X	Class Y			Total (IX)	No.			As a % of total Shares held	No.	As a % of total Shares held
(1)	Indian	(II)	(III)	(IV)	(V)	(VI)	(VII)	(VIII)	Total as a % of (A+B+C)			(XI)	(XII)	(XIII)	(XIV)				
(a)	Individuals/Hindu undivided Family		7	50000	0	0	50000	100.00	50000	0	100.00	0	0.00	0	0.00	0			
	ARPITA DAGA		1	24950	0	0	24950	49.90	24950	0	49.90	0	0.00	0	0.00	0			
	SHYAM DAGA		1	25000	0	0	25000	50.00	25000	0	50.00	0	0.00	0	0.00	0			
	RAJNEESH SHARMA		1	10	0	0	10	0.02	10	0	0.02	0	0.00	0	0.00	0			
	RAJ KISHOR PRASAD		1	10	0	0	10	0.02	10	0	0.02	0	0.00	0	0.00	0			
	USHA DAGA		1	10	0	0	10	0.02	10	0	0.02	0	0.00	0	0.00	0			
	RAJIV DAGA		1	10	0	0	10	0.02	10	0	0.02	0	0.00	0	0.00	0			
	VIRESH VYAS		1	10	0	0	10	0.02	10	0	0.02	0	0.00	0	0.00	0			
(b)	Central Government/State Government(s)		0	0	0	0	0	0.00	0	0	0.00	0	0.00	0	0.00	0			
(c)	Financial Institutions/Banks		0	0	0	0	0	0.00	0	0	0.00	0	0.00	0	0.00	0			
(d)	Any Other		0	0	0	0	0	0.00	0	0	0.00	0	0.00	0	0.00	0			
	Sub-Total (A)(1)		7	50000	0	0	50000	100.00	50000	0	100.00	0	0.00	0	0.00	0			
(2)	Foreign																		
(a)	Individuals (Non-Resident Individuals/ Foreign		0	0	0	0	0	0.00	0	0	0.00	0	0.00	0	0.00	0			
(b)	Government		0	0	0	0	0	0.00	0	0	0.00	0	0.00	0	0.00	0			
(c)	Institutions		0	0	0	0	0	0.00	0	0	0.00	0	0.00	0	0.00	0			
(d)	Foreign Portfolio Investor		0	0	0	0	0	0.00	0	0	0.00	0	0.00	0	0.00	0			
(e)	Any Other		0	0	0	0	0	0.00	0	0	0.00	0	0.00	0	0.00	0			
	Sub-Total (A)(2)		0	0	0	0	0	0.00	0	0	0.00	0	0.00	0	0.00	0			
	Total Shareholding of Promoter and Promoter Group (A)=(A)(1)+(A)(2)		7	50000	0	0	50000	100.00	50000	0	100.00	0	0.00	0	0.00	0			




Table III - Statement showing shareholding pattern of the Public shareholder

Category	Category & Name of the Shareholder	PAN	No of Shareholders		No of fully paid up equity shares held	No of Partly paid-up equity shares held	No of Shares Underlying Depository Receipts	Total No of Shares Held (IV+V+VI)	Shareholding as a % of total no of shares (A+B+C2)	Number of Voting Rights held in each class of securities		No of Shares Underlying Outstanding convertible securities (Including Warrants)	Shareholding as a % assuming full conversion of convertible Securities (as a percentage of diluted share capital)	Number of Locked in Shares	As a % of total Shares held	Number of Shares pledged or otherwise encumbered	Number of equity shares held in dematerialized form
			(i)	(ii)						(iii)	(iv)						
(1)	Institutions																
(a)	Mutual Funds																
(b)	Venture Capital Funds																
(c)	Alternate Investment Funds																
(d)	Foreign Venture Capital Investors																
(e)	Foreign Portfolio Investors																
(f)	Financial Institutions/Banks																
(g)	Insurance Companies																
(h)	Provident Funds/Pension Funds																
(i)	Any Other																
	Sub Total (B)(1)																
(2)	Central Government/State Government(s)/President of India																
	Sub Total (B)(2)																
(3)	Non-Institutions																
(a)	i. Individual shareholders holding nominal share capital up to Rs.2 lakhs																
	ii. Individual shareholders holding nominal share capital in excess of Rs. 2 Lakhs																
(b)	NBFCs Registered with RBI																
(c)	Employee Trusts																
(d)	Overseas Depositories (Holding DRs)(Balancing figure)																
(e)	Any Other																
	NON RESIDENT INDIANS																
	CLEARING MEMBERS																
	NON RESIDENT INDIAN NON																
	REPATRIABLE																
	BODIES CORPORATES																
	Sub Total (B)(3)																
	Total Public Shareholding (B) = (B)(1)+(B)(2)+(B)(3)																




Table IV - Statement showing shareholding pattern of the Non Promoter - Non Public Shareholder

Category	Category & Name of the Shareholder	PAN	No of Share-holders	No of fully paid up equity shares held	No of Partly paid-up equity shares held	No of Underlying Depository Receipts	Total No of Shares Held (IV+V+VI)	Shareholding as a % of total no of shares (A+B+C2)	Number of Voting Rights held in each class of securities			Shareholding as a % assuming full conversion of convertible securities (as a percentage of diluted share capital)	Number of Locked in Shares		Number of Shares pledged or otherwise encumbered	Number of equity shares held in dematerialized form	
									No of Voting Rights				As a % of total Shares held	No.			As a % of total Shares held
									Class X	Class Y	Total						
(1)	Custodian/DR Holder	(II)	(III)	(IV)	(V)	(VI)	(VII)	(VIII)	(IX)	(X)	(XI)	(XII)	(XIII)	(XIV)			
(2)	Employee Benefit Trust (under SEBI(Share based Employee Benefit) Regulations 2014)		0	0	0	0	0	0.00	0	0	0.00	0	0	0	0		
	Total Non-Promoter-Non Public Shareholding (C) = (C1)+(C2)		0	0	0	0	0	0.00	0	0	0.00	0	0	0.00	0		

A handwritten signature in black ink is written over a circular blue ink stamp. The stamp contains the text 'Aachidply Decor Limited' around the perimeter and a star symbol in the center.

Details of the shareholders acting as persons in Concert including their Shareholding:

Name of Shareholder	Name of PAC	No of shares	Holding%
		0	0
Total:		0	0




[Handwritten signature]

Details of Shares which remain unclaimed may be given hear along with details such as number of shareholders,	No of shares
---------------------------------------------------------------------------------------------------------------	--------------

For Archidply Decor Limited

Director



Format of Holding of Specified securities
POST SHAREHOLDING PATTERN

1. Name of Listed Entity: **ARCHIDPLY DÉCOR LIMITED**
2. Scrip Code/Name of Scrip/Class of Security:
3. Share Holding Pattern Filed under: Reg. 31(1)(a)/Reg.31(1)(b)/Reg.31(1)(c)
 - a. if under 31(1)(b) then indicate the report for quarter ending 01/06/2018
 - b. if under 31(1)(c) then indicate date of allotment/extinguishment

4. Declaration : The Listed entity is required to submit the following declaration to the extent of submission of information:

Particulars	YES*	NO*
a. Whether the Listed Entity has issued any partly paid up shares		NO
b. Whether the Listed Entity has issued any Convertible Securities or Warrants?		NO
c. Whether the Listed Entity has any shares against which depository receipts are issued?		NO
d. Whether the Listed Entity has any shares in locked-in?		NO
e. Whether any shares held by promoters are pledge or otherwise encumbered?		NO

*If the Listed Entity selects the option 'NO' for the questions above, the columns for the partly paid up shares, Outstanding Convertible Securities/Warrants, depository receipts, locked-in shares, No of shares pledged or otherwise encumbered by promoters, as applicable, shall not be displayed at the time of dissemination on the Stock Exchange website. Also wherever there is 'No' declared by Listed entity in above table the values will be considered as 'Zero' by default on submission of the format of holding of specified securities.

5. The tabular format for disclosure of holding of specified securities is as follows:

For Archidply Decor Limited
Arpit's Daga
Director

Table 1 - Summary Statement holding of specified securities

Category	Category of Shareholder	No of Shareholders	No of fully paid up equity shares held	No of Partly paid-up equity shares held	No of Shares Underlying Depository Receipts	Total No of Shares Held (VII) = (IV)+(V)+(VI)	Shareholding as a % of total no of shares (As a % of (A+B+C))	Number of Voting Rights held in each class of securities			No of Shares Underlying Outstanding convertible securities (including Warrants)	Shareholding as a % assuming full conversion of convertible Securities (as a percentage of diluted share capital)	Number of Locked in Shares	Number of Shares pledged or otherwise encumbered	Number of equity shares held in dematerialized form	
								Class X	Class Y	Total						Total as a % of (A+B+C)
(i)	(ii)	(iii)	(iv)	(v)	(vi)	(vii)	(viii)	Class X	Class Y	(ix)	(x)	(xi)	(xii)	(xiii)	(xiv)	
(A)	Promoter & Promoter Group	15	4058661	0	0	4058661	72.92	4058661	0	4058661	0	72.92	0	0.00	0.00	4058661
(B)	Public	11727	1507589	0	0	1507589	27.08	1507589	0	1507589	0	27.08	0	0.00	NA	1490045
(C)	Non Promoter-Non Public															
(C1)	Shares underlying DRs	0	0	0	0	0	NA	0	0	0	0	NA	0	0.00	NA	0
(C2)	Shares held by Employees Trusts	0	0	0	0	0	0.00	0	0	0	0	0.00	0	0.00	NA	0
	Total:	11742	5566250	0	0	5566250	100.00	5566250	0	5566250	0	100.00	0	0.00	0.00	5498705

For Archidply Decor Limited

Arpita Daga
Director

Table II - Statement showing shareholding pattern of the Promoter and Promoter Group

Category	Category & Name of the Shareholder	PAN	No of Share-holders	No of fully paid up shares held	No of Partly paid up equity shares held	No of Shares Underlying Depository Receipts	Total No of Shares Held (IV+V+VI)	Shareholding as a % of total no of shares (calculated as per SCRR, 1957 (VIII) As a % of (A+B+C2)	Number of Voting Rights held in each class of securities	No of Voting Rights			Total as a % of (A+B+C)	No of Shares Underlying Outstanding convertible securities (including Warrants)	Shareholding as a % assuming full conversion of convertible securities (as a percentage of diluted share capital) (VII)+(X) As a % of (A+B+C2)	Number of Shares locked in	As a % of total Shares held	Number of Shares pledged or otherwise encumbered	As a % of total Shares held	Number of equity shares held in dematerialized form
									Class X	Class Y	Total		(X)	(XI)	(XII)	(XIII)	(XIV)			
(1)	Indian	(i)	(ii)	(iii)	(iv)	(v)	(vi)	(vii)	(viii)	No of Voting Rights			Total as a % of (A+B+C)							
(a)	Individuals/Hindu undivided Family																			
	DEENDAVAL DAGA (HUF)	AAAH9420P	10	744051	0	0	744051	13.37	744051	0	744051	13.37	0	0.00	0	0.00	0	0.00	694051.25	
	SHYAMA DAGA	ABRP99021C	1	5000	0	0	5000	0.09	5000	0	5000	0.09	0	0.00	0	0.00	0	0.00	5000	
	SHANGETA BHARADIA	ACAP84241Q	1	168421	0	0	168421	3.03	168421	0	168421	3.03	0	0.00	0	0.00	0	0.00	134421	
	DEENDAVAL DAGA	ACBP8413H	1	1025	0	0	1025	0.02	1025	0	1025	0.02	0	0.00	0	0.00	0	0.00	1025	
	USHA DAGA	ACFP38798	1	192905	0	0	192905	3.47	192905	0	192905	3.47	0	0.00	0	0.00	0	0.00	192905	
	RAJIV DAGA	AGQP07847Q	1	190085	0	0	190085	3.41	190085	0	190085	3.41	0	0.00	0	0.00	0	0.00	190075	
	ARPITA DAGA	AGQP07847Q	1	161635	0	0	161635	2.90	161635	0	161635	2.90	0	0.00	0	0.00	0	0.00	161625	
	RAJNEESH SHARMA	AGQP04313D	1	24950	0	0	24950	0.45	24950	0	24950	0.45	0	0.00	0	0.00	0	0.00	0	
	RAJ KISHORE PRASAD	BCCP9407G	1	10	0	0	10	0.00	10	0	10	0.00	0	0.00	0	0.00	0	0.00	0	
	VIRESH VYAS	AINPP94808	1	10	0	0	10	0.00	10	0	10	0.00	0	0.00	0	0.00	0	0.00	0	
	Central Government/State Government(s)																			
(b)	Financial Institutions/Banks																			
(c)	Any Other																			
(d)	ASSAM TIMBER PRODUCTS PRIVATE LIMITED	AABC66975A	5	3314610	0	0	3314610	59.55	3314610	0	3314610	59.55	0	0.00	0	0.00	0	0.00	3314610	
	THE MYSORE CHIPBOARDS LIMITED	AABCT0613L	1	1102938	0	0	1102938	19.81	1102938	0	1102938	19.81	0	0.00	0	0.00	0	0.00	1102938	
	VANRAJ SUPPLIERS PVT. LTD	AA8C09233C	1	449358	0	0	449358	8.07	449358	0	449358	8.07	0	0.00	0	0.00	0	0.00	449358	
	RAVI MARKETING AND SERVICES PRIVATE LIMITED	AA8C09233C	1	985877	0	0	985877	17.71	985877	0	985877	17.71	0	0.00	0	0.00	0	0.00	985877	
	SHREE SHYAM TEA PRIVATE LIMITED	AACR2511E	1	706963	0	0	706963	12.70	706963	0	706963	12.70	0	0.00	0	0.00	0	0.00	706963	
(2)	Sub-Total (A)(1)	AACCS91608	15	69475	0	0	69475	1.25	69475	0	69475	1.25	0	0.00	0	0.00	0	0.00	69475	
	Foreign Individuals (Non-Resident Individuals/ Foreign Individuals)																			
(a)	Government																			
(b)	Institutions																			
(c)	Foreign Portfolio Investor																			
(d)	Any Other																			
(e)	Sub-Total (A)(2)		0	0	0	0	0	0.00	0	0	0	0.00	0	0.00	0	0.00	0	0.00	0	
	Total Shareholding of Promoter and Promoter Group (A)=(A)(1)+(A)(2)		15	4058661	0	0	4058661	72.92	4058661	0	4058661	72.92	0	0.00	0	0.00	0	0.00	4008661	



Handwritten signature and initials in blue ink.

Table III - Statement showing shareholding pattern of the Public shareholder

Category	Category & Name of the Shareholder	PAN	No of Share-holders	No of fully paid up equity shares held	No of Partly paid-up equity shares held	No of Shares Underlying Depository Receipts	Total No of Shares Held (IV+V+VI)	Shareholding as a % of total no of shares (A+B+C2)	Number of Voting Rights held in each class of securities			Total as a % of (A+B+C)	No of Shares Underlying convertible securities (including Warrants)	Shareholding as a % assuming full conversion of convertible Securities (as a percentage of diluted share capital)	Number of Locked In Shares	No. pledged or otherwise encumbered	No. of Shares held	As a % of total Shares held	Number of equity shares held in dematerialized form
									Class X	Class Y	Total								
(1)	(i)	(ii)	(iii)	(iv)	(v)	(vi)	(vii)	(viii)	(ix)	(x)	(xi)	(xii)	(xiii)	(xiv)					
	Institutions																		
(a)	Mutual Funds		0	0	0	0	0	0.00	0	0	0	0.00	0	0.00	NA	NA	0	0	0
(b)	Venture Capital Funds		0	0	0	0	0	0.00	0	0	0	0.00	0	0.00	NA	NA	0	0	0
(c)	Alternate Investment Funds		0	0	0	0	0	0.00	0	0	0	0.00	0	0.00	NA	NA	0	0	0
(d)	Foreign Venture Capital Investors		0	0	0	0	0	0.00	0	0	0	0.00	0	0.00	NA	NA	0	0	0
(e)	Foreign Portfolio Investors		1	73750	0	0	73750	1.32	0	73750	1.32	0	0.00	0	NA	NA	73750	0	0
(f)	KUBER INDIA FUND	AAGCC1031Q	1	73750	0	0	73750	1.32	0	73750	1.32	0	0.00	0	NA	NA	73750	0	0
(g)	Financial Institutions/Banks		2	22330	0	0	22330	0.40	0	22330	0.40	0	0.00	0	NA	NA	22330	0	0
(h)	Insurance Companies		0	0	0	0	0	0.00	0	0	0.00	0	0.00	0	NA	NA	0	0	0
(i)	Provident Funds/Pension Funds		0	0	0	0	0	0.00	0	0	0.00	0	0.00	0	NA	NA	0	0	0
(j)	Any Other		3	96080	0	0	96080	1.73	0	96080	1.73	0	0.00	0	NA	NA	96080	0	0
(k)	Sub Total (B)(1)		3	96080	0	0	96080	1.73	0	96080	1.73	0	0.00	0	NA	NA	96080	0	0
(l)	Central Government/State Government(s)/President of India		0	0	0	0	0	0.00	0	0	0.00	0	0.00	0	NA	NA	0	0	0
(m)	Sub Total (B)(2)		0	0	0	0	0	0.00	0	0	0.00	0	0.00	0	NA	NA	0	0	0
(n)	Non-Institutions																		
(o)	Individual shareholders holding nominal share capital up to Rs.2 lakhs		11295	1095471	0	0	1095471	19.68	0	1095471	19.68	0	0.00	0	NA	NA	1086557	0	0
(p)	Individual shareholders holding nominal share capital in excess of Rs. 2 Lakhs		13	106995	0	0	106995	1.92	0	106995	1.92	0	0.00	0	NA	NA	106995	0	0
(q)	NBFCs Registered with RBI		2	2681	0	0	2681	0.05	0	2681	0.05	0	0.00	0	NA	NA	2681	0	0
(r)	Employee Trusts		0	0	0	0	0	0.00	0	0	0.00	0	0.00	0	NA	NA	0	0	0
(s)	Overseas Depositor(s) Holding DRs(Balancing figure)		0	0	0	0	0	0.00	0	0	0.00	0	0.00	0	NA	NA	0	0	0
(t)	Any Other																		
(u)	NON RESIDENT INDIANS		114	29186	0	0	29186	0.52	0	29186	0.52	0	0.00	0	NA	NA	20556	0	0
(v)	CLEARING MEMBERS		76	36540	0	0	36540	0.66	0	36540	0.66	0	0.00	0	NA	NA	36540	0	0
(w)	NON RESIDENT INDIAN NON REPATRIABLE		41	6366	0	0	6366	0.11	0	6366	0.11	0	0.00	0	NA	NA	6366	0	0
(x)	BODIES CORPORATES		183	134271	0	0	134271	2.41	0	134271	2.41	0	0.00	0	NA	NA	134271	0	0
(y)	Sub Total (B)(3)		11724	1411509	0	0	1411509	25.36	0	1411509	25.36	0	0.00	0	NA	NA	1393965	0	0
(z)	Total Public Shareholding (B) = (B)(1)+(B)(2)+(B)(3)		11727	1507589	0	0	1507589	27.08	0	1507589	27.08	0	0.00	0	NA	NA	1490045	0	0

For Archidply Decor Limited

Apita Daga
Director

Table IV - Statement showing shareholding pattern of the Non Promoter - Non Public Shareholder

Category	Category & Name of the Shareholder	PAN	No of Shareholders	No of fully paid up equity shares held	No of Partly paid-up equity shares held	No of Shares Underlying Depository Receipts	Total No of Shares Held (IV+V+VI)	Shareholding as a % of total shares (A+B+C2)	Number of Voting Rights held in each class of securities			Total as a % of (A+B+C)	No of Shares Underlying convertible securities (including Warrants)	Shareholding as a % assuming full conversion of convertible Securities (as a percentage of diluted share capital)	Number of Locked in Shares	As a % of total Shares held	Number of Shares pledged or otherwise encumbered	As a % of total Shares held	Number of equity shares held in dematerialized form
									Class X	Class Y	Total								
(1)	Custodian/DIR Holder Employee Benefit Trust (under SEBI) Share based Employee Benefit Regulations 2014)	(ii)	(iii)	(iv)	(v)	(vi)	(vii)	(viii)	0	0	0	0.00	0	0.00	0	0.00	NA	NA	0
(2)	Total Non-Promoter-Non Public Shareholding (C) = (C1)+(C)(2)		0	0	0	0	0	0.00	0	0	0	0.00	0	0.00	0	0.00			0

For Archidply Decor Limited

Arpita Dasg
Director

Details of the shareholders acting in Concert including their Shareholding:			
Name of Shareholder	Name of PAC	No of shares	Holding%
		0	0
Total:		0	0

For Archidply Decor Limited

Arpita Dasg
Director

Details of Shares which remain unclaimed may be given hear along with details such as number of shareholders,	
No of Shareholders	No of shares

For Archidply Decor Limited
Arpita Dagar
Director

Format of Holding of Specified securities

POST SHAREHOLDING PATTERN

1. Name of Listed Entity: **ARCHIDPLY DÉCOR LIMITED**
2. Scrip Code/Name of Scrip/Class of Security:
3. Share Holding Pattern Filed under: Reg. 31(1)(a)/Reg.31(1)(b)/Reg.31(1)(c)
 - a. if under 31(1)(b) then indicate the report for quarter ending 01/06/2018
 - b. if under 31(1)(c) then indicate date of allotment/extinguishment

4. Declaration : The Listed entity is required to submit the following declaration to the extent of submission of information:

Particulars	YES*	NO*
a. Whether the Listed Entity has issued any partly paid up shares		NO
b. Whether the Listed Entity has issued any Convertible Securities or Warrants?		NO
c. Whether the Listed Entity has any shares against which depository receipts are issued?		NO
d. Whether the Listed Entity has any shares in locked-in?		NO
e. Whether any shares held by promoters are pledge or otherwise encumbered?		NO

*if the Listed Entity selects the option 'NO' for the questions above, the columns for the partly paid up shares, Outstanding Convertible Securities/Warrants, depository receipts, locked-in shares, No of shares pledged or otherwise encumbered by promoters, as applicable, shall not be displayed at the time of dissemination on the Stock Exchange website. Also wherever there is 'No' declared by Listed entity in above table the values will be considered as 'Zero' by default on submission of the format of holding of specified securities.

5 The tabular format for disclosure of holding of specified securities is as follows:



 For Archidply Decor Limited
 Director

Table I - Summary Statement holding of specified securities

Category	Category of Shareholder	No of Share-holders	No of fully paid up equity shares held	No of Partly paid-up equity shares held	No of Shares Underlying Depository Receipts	Total No of Shares Held (VII) = (IV)+(V)+(VI)	Shareholding as a % of total no of shares (As a % of (A+B+C2))	Number of Voting Rights held in each class of securities			No of Shares Underlying convertible securities (Including Warrants)	Shareholding as a % assuming full conversion of convertible Securities (as a percentage of diluted share capital)	Number of Locked in Shares		Number of Shares pledged or otherwise encumbered	Number of equity shares held in dematerialized form
								Class X	Class Y	Total			No.	As a % of total Shares held		
(i)	(ii)	(iii)	(iv)	(v)	(vi)	(vii)	(viii)	No of Voting Rights			(x)	(xi)	(xii)	(xiii)	(xiv)	
(A)	Promoter & Promoter Group	15	4058661	0	0	4058661	72.92	0	4058661	0	72.92	0	0.00	0	0.00	4008661
(B)	Public	11727	1507589	0	0	1507589	27.08	0	1507589	0	27.08	0	0.00	NA	NA	1490045
(C)	Non Promoter-Non Public															
(C1)	Shares underlying DRs	0	0	0	0	0	NA	0	0	0	0.00	0	0.00	NA	NA	0
(C2)	Shares held by Employees Trusts	0	0	0	0	0	0.00	0	0	0	0.00	0	0.00	NA	NA	0
	Total:	11742	5566250	0	0	5566250	100.00	0	5566250	0	100.00	0	0.00	0	0.00	5498706

The image shows a handwritten signature in black ink, which appears to be 'S. S. S.', written over a circular blue ink stamp. The stamp contains the text 'Decorit Limited' and 'Accipally' around the perimeter, with a small star symbol at the top.

Table II - Statement showing shareholding pattern of the Promoter and Promoter Group

Category	Category & Name of the Shareholder	PAN	No of Share-holders	No of fully paid up equity shares held	No of Partly paid-up equity shares held	No of Shares Underlying Depository Receipts	Total No of Shares Held (IV+V+VI)	Shareholding as a % of total no of shares (calculated as per SCRR, 1957 (VIII) As a % of (A+B+C2)	Number of Voting Rights held in each class of securities			No of Shares Underlying convertible securities (Including Warrants)	Shareholding as a % assuming full conversion of convertible securities (as a diluted share capital) (VII)+(X) As a % of (A+B+C2)	Number of Locked in Shares	Number of Shares pledged or otherwise encumbered	Number of equity shares held in dematerialized form	
									Class X	Class Y	Total						
	(i)	(ii)	(iii)	(iv)	(v)	(vi)	(vii)	(viii)	(ix)			(x)	(xi)	(xii)	(xiii)	(xiv)	
(1)	Indian																
	(a)	Individuals/Hindu undivided family															
		DEENDAYAL DAGA		10	744051	0	744051	13.37	744051	0	744051	13.37	0	0.00	0	0.00	694051
		SHYAM DAGA		1	5000	0	5000	0.09	5000	0	5000	0.09	0	0.00	0	0.00	5000
		SANGEETA BHARADIA		1	168421	0	168421	3.03	168421	0	168421	3.03	0	0.00	0	0.00	168421
		DEENDAYAL DAGA		1	1025	0	1025	0.02	1025	0	1025	0.02	0	0.00	0	0.00	1025
		USHA DAGA		1	192905	0	192905	3.47	192905	0	192905	3.47	0	0.00	0	0.00	192905
		RAJIV DAGA		1	190085	0	190085	3.41	190085	0	190085	3.41	0	0.00	0	0.00	190075
		ARPITA DAGA		1	161635	0	161635	2.90	161635	0	161635	2.90	0	0.00	0	0.00	161625
		RAJNEESH SHARMA		1	24950	0	24950	0.45	24950	0	24950	0.45	0	0.00	0	0.00	0
		RAJ KISHORE PRASAD		1	10	0	10	0.00	10	0	10	0.00	0	0.00	0	0.00	0
		VIRESH VYAS		1	10	0	10	0.00	10	0	10	0.00	0	0.00	0	0.00	0
	(b)	Central Government/State Government(s)		0	0	0	0	0.00	0	0	0	0.00	0	0.00	0	0.00	0
	(c)	Financial Institutions/Banks		0	0	0	0	0.00	0	0	0	0.00	0	0.00	0	0.00	0
	(d)	Any Other		5	3314610	0	3314610	59.55	3314610	0	3314610	59.55	0	0.00	0	0.00	3314610
(2)	ASSAM TIMBER PRODUCTS PRIVATE LIMITED		1	1102938	0	1102938	19.81	1102938	0	1102938	19.81	0	0.00	0	0.00	1102938	
	THE MYSORE CHIPBOARDS LIMITED		1	449358	0	449358	8.07	449358	0	449358	8.07	0	0.00	0	0.00	449358	
	VANRAJ SUPPLIERS PVT. LTD		1	985877	0	985877	17.71	985877	0	985877	17.71	0	0.00	0	0.00	985877	
	RAVI MARKETING AND SERVICES PRIVATE LIMITED		1	706963	0	706963	12.70	706963	0	706963	12.70	0	0.00	0	0.00	706963	
	SHREE SHYAM TEA PRIVATE LIMITED		1	69475	0	69475	1.25	69475	0	69475	1.25	0	0.00	0	0.00	69475	
	Sub-Total (A)(1)		15	4058661	0	4058661	72.92	4058661	0	4058661	72.92	0	0.00	0	0.00	4008661	
	Foreign																
	(a)	Individuals (Non-Resident Individuals)/Foreign Individuals		0	0	0	0	0.00	0	0	0	0.00	0	0.00	0	0.00	0
	(b)	Government		0	0	0	0	0.00	0	0	0	0.00	0	0.00	0	0.00	0
	(c)	Institutions		0	0	0	0	0.00	0	0	0	0.00	0	0.00	0	0.00	0
	(d)	Foreign Portfolio Investor		0	0	0	0	0.00	0	0	0	0.00	0	0.00	0	0.00	0
	(e)	Any Other		0	0	0	0	0.00	0	0	0	0.00	0	0.00	0	0.00	0
		Sub-Total (A)(2)		0	0	0	0	0.00	0	0	0	0.00	0	0.00	0	0.00	0
		Total Shareholding of Promoter and Promoter Group (A)=(A)(1)+(A)(2)		15	4058661	0	4058661	72.92	4058661	0	4058661	72.92	0	0.00	0	0.00	4008661

Table III - Statement showing shareholding pattern of the Public shareholder

Category	Category & Name of the Shareholder	PAN	No of Share-holders	No of fully paid up equity shares held	No of Partly paid-up equity shares held	No of Shares Underlying Depository Receipts	Total No of Shares Held (IV+V+VI)	Shareholding as a % of total no of shares (A+B+C2)	Number of Voting Rights held in each class of securities			Shareholding as a % of (A+B+C)	No of Shares Outstanding convertible securities (Including Warrants)	Shareholding as a % assuming full conversion of convertible Securities (as a percentage of diluted share capital)	Number of Locked in Shares	Number of pledged or otherwise encumbered	Number of Shares held in dematerialized form			
									No of Voting Rights									As a % of total Shares held	As a % of total Shares held	As a % of total Shares held
									Class X	Class Y	Total									
(i)	(ii)	(iii)	(iv)	(v)	(vi)	(vii)	(viii)	(ix)	(x)	(xi)	(xii)	(xiii)	(xiv)							
(1)	Institutions																			
(a)	Mutual Funds		0	0	0	0	0	0.00	0	0	0.00	0	0.00	NA	NA	0				
(b)	Venture Capital Funds		0	0	0	0	0	0.00	0	0	0.00	0	0.00	NA	NA	0				
(c)	Alternate investment Funds		0	0	0	0	0	0.00	0	0	0.00	0	0.00	NA	NA	0				
(d)	Foreign Venture Capital Investors		0	0	0	0	0	0.00	0	0	0.00	0	0.00	NA	NA	0				
(e)	Foreign Portfolio Investors		1	73750	0	73750	1.32	73750	1.32	0	1.32	0	0.00	NA	NA	73750				
(f)	KUBER INDIA FUND		1	73750	0	73750	1.32	73750	1.32	0	1.32	0	0.00	NA	NA	73750				
(g)	Financial Institutions/Banks		2	22330	0	22330	0.40	22330	0.40	0	0.40	0	0.00	NA	NA	22330				
(h)	Insurance Companies		0	0	0	0	0.00	0	0.00	0	0.00	0	0.00	NA	NA	0				
(i)	Provident Funds/Pension Funds		0	0	0	0	0.00	0	0.00	0	0.00	0	0.00	NA	NA	0				
(j)	Any Other		0	0	0	0	0.00	0	0.00	0	0.00	0	0.00	NA	NA	0				
	Sub Total (B)(1)		3	96080	0	96080	1.73	96080	1.73	0	1.73	0	0.00	NA	NA	96080				
(2)	Central Government/State Government(s)/President of India		0	0	0	0	0.00	0	0.00	0	0.00	0	0.00	NA	NA	0				
	Sub Total (B)(2)		0	0	0	0	0.00	0	0.00	0	0.00	0	0.00	NA	NA	0				
(3)	Non-Institutions																			
(a)	i. Individual shareholders holding nominal share capital up to Rs.2 lakhs		11295	1095471	0	1095471	19.68	1095471	19.68	0	19.68	0	0.00	NA	NA	1086557				
	ii. Individual shareholders holding nominal share capital in excess of Rs. 2 Lakhs		13	106995	0	106995	1.92	106995	1.92	0	1.92	0	0.00	NA	NA	106995				
(b)	NBFCs Registered with RBI		2	2681	0	2681	0.05	2681	0.05	0	0.05	0	0.00	NA	NA	2681				
(c)	Employee Trusts		0	0	0	0	0.00	0	0.00	0	0.00	0	0.00	NA	NA	0				
(d)	Overseas Depositories (Holding DRs)(Balancing figure)		0	0	0	0	0.00	0	0.00	0	0.00	0	0.00	NA	NA	0				
(e)	Any Other		114	29186	0	29186	0.52	29186	0.52	0	0.52	0	0.00	NA	NA	20556				
	NON RESIDENT INDIANS		76	36540	0	36540	0.66	36540	0.66	0	0.66	0	0.00	NA	NA	36540				
	CLEARING MEMBERS		41	6366	0	6366	0.11	6366	0.11	0	0.11	0	0.00	NA	NA	6366				
	REPATRIABLE		183	134271	0	134271	2.41	134271	2.41	0	2.41	0	0.00	NA	NA	134271				
	BODIES CORPORATES		11724	1411509	0	1411509	25.36	1411509	25.36	0	25.36	0	0.00	NA	NA	1393965				
	Sub Total (B)(3)		11727	1507589	0	1507589	27.08	1507589	27.08	0	27.08	0	0.00	NA	NA	1490045				
	Total Public Shareholding (B) = (B)(1)+(B)(2)+(B)(3)																			





Table IV - Statement showing shareholding pattern of the Non Promoter - Non Public Shareholder

Category	Category & Name of the Shareholder	PAN	No of Shareholders	No of fully paid up equity shares held	No of Partly paid-up equity shares held	No of Shares Underlying Depository Receipts	Total No of Shares Held (IV+V+VI)	Shareholding as a % of total no of shares (A+B+C2)	Number of Voting Rights held in each class of securities			No of Shares Underlying convertible securities (including Warrants)	Shareholding as a % assuming full conversion of convertible Securities (as a percentage of diluted share capital)	Number of Locked in Shares		Number of Shares pledged or otherwise encumbered		Number of equity shares held in dematerialized form
									Class X	Class Y	Total (IX)			Total as a % of (A+B+C)	No.	As a % of total Shares held	No.	
(1)	Custodian/DR Holder	(ii)	(iii)	(iv)	(v)	(vi)	(vii)	(viii)	0.00	0	0	0	0.00	(xii)	(xiii)	NA	NA	0
(2)	Employee Benefit Trust (under SEBI(Share based Employee Benefits) Regulations 2014)		0	0	0	0	0	0	0.00	0	0	0	0.00	0	0	NA	NA	0
	Total Non-Promoter-Non Public Shareholding (C) = (C)(1)+(C)(2)		0	0	0	0	0	0	0.00	0	0	0	0.00	0	0	0.00	0.00	0



Details of the shareholders acting as persons in Concert including their Shareholding:			
Name of Shareholder	Name of PAC	No of shares	Holding%
Total:		0	0

For Archidply Decor Limited

 Director

Details of Shares which remain unclaimed may be given here along with details such as number of shareholders,
No of Shareholders

No of shares



A handwritten signature in black ink is written over a purple circular stamp. The stamp contains the text 'Aschidola' in a circular arrangement. The signature is a stylized, cursive script.

Format of Holding of Specified securities

POST SHAREHOLDING PATTERN

1. Name of Listed Entity: **ARCHIDPLY INDUSTRIES LIMITED**
2. Scrip Code/Name of Scrip/Class of Security: 532994, ARCHIDPLY, EQUITY SHARES
3. Share Holding Pattern Filed under: Reg. 31(1)(a)/Reg.31(1)(b)/Reg.31(1)(c)
 - a. if under 31(1)(b) then indicate the report for quarter ending 01/06/2018
 - b. if under 31(1)(c) then indicate date of allotment/extinguishment

4. Declaration : The Listed entity is required to submit the following declaration to the extent of submission of information:

Particulars	YES*	NO*
a. Whether the Listed Entity has issued any partly paid up shares		NO
b. Whether the Listed Entity has issued any Convertible Securities or Warrants?		NO
c. Whether the Listed Entity has any shares against which depository receipts are issued?		NO
d. Whether the Listed Entity has any shares in locked-in?		NO
e. Whether any shares held by promoters are pledge or otherwise encumbered?		NO

*if the Listed Entity selects the option 'NO' for the questions above, the columns for the partly paid up shares, Outstanding Convertible Securities/Warrants, depository receipts, locked-in shares, No of shares pledged or otherwise encumbered by promoters, as applicable, shall not be displayed at the time of dissemination on the Stock Exchange website. Also wherever there is 'No' declared by Listed entity in above table the values will be considered as 'Zero' by default on submission of the format of holding of specified securities.

5 The tabular format for disclosure of holding of specified securities is as follows:



Table I - Summary Statement holding of specified securities

Category	Category of Shareholder	No of Share-holders	No of fully paid up equity shares held	No of Partly paid-up equity shares held	No of Shares Underlying Depository Receipts	Total No of Shares Held (VII) = (IV)+(V)+(VI)	Shareholding as a % of total no of shares (As a % of (A+B+C2))	Number of Voting Rights held in each class of securities			No of Shares Underlying convertible securities (Including Warrants)	Shareholding as a % assuming full conversion of convertible Securities (as a percentage of diluted share capital)	Number of Locked in Shares		Number of Shares pledged or otherwise encumbered		Number of equity shares held in dematerialized form	
								Class X	Class Y	Total			No.	As a % of total Shares held	No.	As a % of total Shares held		
(f)	(ii)	(iii)	(iv)	(v)	(vi)	(vii)	(viii)	(ix)			(x)	(xi)	(xii)	(xiii)	(xiv)	(xv)		
(A)	Promoter & Promoter Group	11	16034645	0	0	16034645	72.67	16034645	0	16034645	72.67	0	0.00	0	0.00	0	0.00	16034645
(B)	Public	11727	6030355	0	0	6030355	27.33	6030355	0	6030355	27.33	0	0.00	0	0.00	0	0.00	5960180
(C)	Non Promoter-Non Public	0	0	0	0	0	0 NA	0	0	0	0 NA	0	0.00	0	0.00	0	0.00	0
(C1)	Shares underlying DRs	0	0	0	0	0	0	0	0	0	0	0	0.00	0	0.00	0	0.00	0
(C2)	Shares held by Employees Trusts	0	0	0	0	0	0	0	0	0	0	0	0.00	0	0.00	0	0.00	0
	Total:	11738	22065000	0	0	22065000	100.00	22065000	0	22065000	100.00	0	0.00	0	0.00	0	0.00	21994825



Table II - Statement showing shareholding pattern of the Promoter and Promoter Group

Category	Category & Name of the Shareholder	PAN	No of Share-holders	No of fully paid up equity shares held	No of Partly paid up equity shares held	No of Shares Underlying Depository Receipts	Total No of Shares Held (IV+V+VI)	Shareholding as a % of total no of shares (calculated as per SCRR, 1957 (VIII) As a % of (A+B+C2)	Number of Voting Rights held in each class of securities			No of Shares Underlying convertible securities (Including Warrants)	Shareholding as a % assuming full conversion of convertible Securities (as a percentage of diluted share capital) (VII)+(X) As a % of (A+B+C2)	Number of Locked in Shares	Number of Shares pledged or otherwise encumbered	Number of equity shares held in dematerialized form
									Class X	Class Y	Total					
	(I)	(II)	(III)	(IV)	(V)	(VI)	(VII)	(VIII)	(IX)			(X)	(XI)	(XII)	(XIII)	(XIV)
(1)	Indian															
(a)	Individuals/Hindu undivided Family		6	2776205	0	0	2776205	12.58	2776205	0	2776205	12.58	0	0.00	0	2776205
	DEENDAYAL DAGA		1	20000	0	0	20000	0.09	20000	0	20000	0.09	0	0.00	0	20000
	SHYAM DAGA		1	573685	0	0	573685	2.60	573685	0	573685	2.60	0	0.00	0	573685
	SANGEETA BHARADIA		1	4100	0	0	4100	0.02	4100	0	4100	0.02	0	0.00	0	4100
	DEENDAYAL DAGA		1	771620	0	0	771620	3.50	771620	0	771620	3.50	0	0.00	0	771620
	USHA DAGA		1	760300	0	0	760300	3.45	760300	0	760300	3.45	0	0.00	0	760300
	RAJIV DAGA		1	646500	0	0	646500	2.93	646500	0	646500	2.93	0	0.00	0	646500
(b)	Central Government/State Government(s)		0	0	0	0	0	0.00	0	0	0	0.00	0	0.00	0	0
(c)	Financial Institutions/Banks		0	0	0	0	0	0.00	0	0	0	0.00	0	0.00	0	0
(d)	Any Other		5	13258440	0	0	13258440	60.09	13258440	0	13258440	60.09	0	0.00	0	13258440
	ASSAM TIMBER PRODUCTS PRIVATE LIMITED		1	4411750	0	0	4411750	19.99	4411750	0	4411750	19.99	0	0.00	0	4411750
	THE MYSORE CHIPBOARDS LIMITED		1	1797431	0	0	1797431	8.15	1797431	0	1797431	8.15	0	0.00	0	1797431
	VANRAJ SUPPLIERS PVT. LTD		1	3943509	0	0	3943509	17.87	3943509	0	3943509	17.87	0	0.00	0	3943509
	RAVI MARKETING AND SERVICES PRIVATE LIMITED		1	2827850	0	0	2827850	12.82	2827850	0	2827850	12.82	0	0.00	0	2827850
	SHREE SHYAM TEA PRIVATE LIMITED		1	277900	0	0	277900	1.26	277900	0	277900	1.26	0	0.00	0	277900
	Sub-Total (A)(1)		11	16034645	0	0	16034645	72.67	16034645	0	16034645	72.67	0	0.00	0	16034645
(2)	Foreign															
(a)	Individuals (Non-Resident)		0	0	0	0	0	0.00	0	0	0	0.00	0	0.00	0	0
(b)	Government/Foreign Individuals		0	0	0	0	0	0.00	0	0	0	0.00	0	0.00	0	0
(c)	Government Institutions		0	0	0	0	0	0.00	0	0	0	0.00	0	0.00	0	0
(d)	Foreign Portfolio Investor		0	0	0	0	0	0.00	0	0	0	0.00	0	0.00	0	0
(e)	Any Other		0	0	0	0	0	0.00	0	0	0	0.00	0	0.00	0	0
	Sub-Total (A)(2)		0	0	0	0	0	0.00	0	0	0	0.00	0	0.00	0	0
	Total Shareholding of Promoter and Promoter Group (A)=(A)(1)+(A)(2)		11	16034645	0	0	16034645	72.67	16034645	0	16034645	72.67	0	0.00	0	16034645



Table iii - Statement showing shareholding pattern of the Public shareholder

Category	Category & Name of the Shareholder	PAN	No of Share-holders	No of fully paid up equity shares held	No of Partly paid-up equity shares held	No of Shares Underlying Depository Receipts	Total No of Shares Held (IV+V+VI)	Shareholding as a % of total no of shares (A+B+C2)	Number of Voting Rights held in each class of securities			No of Shares Underlying convertible securities (Including Warrants)	Shareholding as a % assuming full conversion of convertible Securities (as a percentage of diluted share capital)	Number of Locked in Shares		Number of Shares pledged or otherwise encumbered	Number of equity shares held in dematerialized form
									Class X	Class Y	Total			No.	As a % of total Shares held		
	(i)	(ii)	(iii)	(iv)	(v)	(vi)	(vii)	(viii)	(ix)			(x)	(xi)	(xii)	(xiii)	(xiv)	
(1)	Institutions																
(a)	Mutual Funds		0	0	0	0	0	0.00	0	0	0	0.00	0	0	0.00	NA	0
(b)	Venture Capital Funds		0	0	0	0	0	0.00	0	0	0	0.00	0	0	0.00	NA	0
(c)	Alternate Investment Funds		0	0	0	0	0	0.00	0	0	0	0.00	0	0	0.00	NA	0
(d)	Foreign Venture Capital Investors		0	0	0	0	0	0.00	0	0	0	0.00	0	0	0.00	NA	0
(e)	Foreign Portfolio Investors		1	295000	0	0	295000	1.34	295000	0	295000	1.34	0	0	0.00	NA	295000
	KUBER INDIA FUND		1	295000	0	0	295000	1.34	295000	0	295000	1.34	0	0	0.00	NA	295000
(f)	Financial Institutions/Banks		2	89319	0	0	89319	0.40	89319	0	89319	0.40	0	0	0.00	NA	89319
(g)	Insurance Companies		0	0	0	0	0	0.00	0	0	0	0.00	0	0	0.00	NA	0
(h)	Provident Funds/Pension Funds		0	0	0	0	0	0.00	0	0	0	0.00	0	0	0.00	NA	0
(i)	Any Other																
	Sub Total (B)(1)		3	384319	0	0	384319	1.74	384319	0	384319	1.74	0	0	0.00	NA	384319
(2)	Central Government/State Government(s)/President		0	0	0	0	0	0.00	0	0	0	0.00	0	0	0.00	NA	0
	Sub Total (B)(2)		0	0	0	0	0	0.00	0	0	0	0.00	0	0	0.00	NA	0
(3)	Non-Institutions																
(a)	i. Individual shareholders holding nominal share capit		11295	4381884	0	0	4381884	19.86	4381884	0	4381884	19.86	0	0	0.00	NA	4346229
	iii. Individual shareholders holding nominal share capit		13	427978	0	0	427978	1.94	427978	0	427978	1.94	0	0	0.00	NA	427978
(b)	NBFCs Registered with RBI		2	10723	0	0	10723	0.05	10723	0	10723	0.05	0	0	0.00	NA	10723
(c)	Employee Trusts		0	0	0	0	0	0.00	0	0	0	0.00	0	0	0.00	NA	0
(d)	Overseas Depositories (Holding DRs) (Balancing figure)		0	0	0	0	0	0.00	0	0	0	0.00	0	0	0.00	NA	0
(e)	Any Other																
	NON RESIDENT INDIANS		114	116742	0	0	116742	0.53	116742	0	116742	0.53	0	0	0.00	NA	82222
	CLEARING MEMBERS		76	146159	0	0	146159	0.66	146159	0	146159	0.66	0	0	0.00	NA	146159
	NON RESIDENT INDIAN NON REPATRIABLE		41	25465	0	0	25465	0.12	25465	0	25465	0.12	0	0	0.00	NA	25465
	BODIES CORPORATES		183	537085	0	0	537085	2.43	537085	0	537085	2.43	0	0	0.00	NA	537085
	Sub Total (B)(3)		11724	5646036	0	0	5646036	25.59	5646036	0	5646036	25.59	0	0	0.00	NA	5575861
	Total Public Shareholding (B) = (B)(1)+(B)(2)+(B)(3)		11727	6030355	0	0	6030355	27.33	6030355	0	6030355	27.33	0	0	0.00	NA	5960180




Table IV - Statement showing shareholding pattern of the Non Promoter - Non Public Shareholder

Category	Category & Name of the Shareholder	PAN	No of Share-holders	No of fully paid up equity shares held	No of Partly paid-up equity shares held	No of Shares Underlying Depository Receipts	Total No of Shares Held (IV+V+VI)	Shareholding as a % of total no of shares (A+B+C2)	Number of Voting Rights held in each class of securities		No of Shares Underlying Outstanding convertible securities (Including Warrants)	Shareholding as a % assuming full conversion of convertible Securities (as a percentage of diluted share capital)	Number of Locked in Shares		Number of Shares pledged or otherwise encumbered	Number of equity shares held in dematerialized form	
									No of Voting Rights	Total as a % of (A+B+C)			No.	As a % of total Shares held			No.
			(III)	(IV)	(V)	(VI)	(VII)	(VIII)	(IX)		(X)	(XI)	(XII)	(XIII)	(XIV)		
(1)	Custodian/DR Holder																
(2)	Employee Benefit Trust (under SEBI(Share based Employee Benefit) Regulations 2014)		0	0	0	0	0	0.00	0	0	0	0.00	0	0.00	NA	NA	0
	Total Non-Promoter-Non Public Shareholding (C) = (C)(1)+(C)(2)		0	0	0	0	0	0.00	0	0	0	0.00	0	0.00	NA	NA	0



Details of the shareholders acting as persons in Concert including their Shareholding:			
Name of Shareholder	Name of PAC	No of shares	Holding%
Total:		0	0



Details of Shares which remain unclaimed may be given hear along with details such as number of shareholders,	
No of Shareholders	No of shares

For ARCHIDPLY INDUSTRIES LTD.,

[Handwritten Signature]
 Company Secretary

