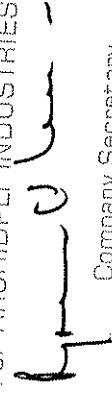


(1)(a) STATEMENT SHOWING SHAREHOLDING PATTERN IN CLAUSE-35

NAME OF THE COMPANY: ARCHIDPLY INDUSTRIES LIMITED		Name of the Scrip: ARCHIDPLY	
SCRIP CODE:	532994		
Class of Security:	EQUITY		
QUARTER ENDED:	31/03/2015		
Partly paid-up shares		As a % of total no. of partly paid-up shares	As a % of total no. of shares of the Company.
Held by promoter/promoter group	0	0	0
Held by Public	0	0	0
Total:	0	0	0
Outstanding convertible securities:		As a % of total no. of outstanding convertible securities.	As a % of total no. of shares of the Company assuming full conversion of the convertible securities
Held by promoter/promoter group	0	0	0
Held by Public	0	0	0
Total:	0	0	0
Warrants:		As a % of total no. of warrants	As a % of total no. of shares of the Company, assuming full conversion of warrants
Held by promoter/promoter group	0	0	0
Held by Public	0	0	0
Total:	0	0	0
Total paid-up capital of the Company, assuming full conversion of warrants and convertible securities	22065000	0	100.00

For ARCHIDPLY INDUSTRIES LTD.,




Company Secretary



CATEGORY CODE	CATEGORY OF SHAREHOLDER (II)	NO OF SHAREHOLDERS (III)	TOTAL NUMBER OF SHARES (IV)	NO OF SHARES HELD IN DEMATERIALIZED (V)	TOTAL SHAREHOLDING AS A % OF TOTAL NO OF SHARES		SHARES PLEDGE OR OTHERWISE ENCUMBERED	AS a PERCENTAGE (IX)=(VIII)/(IV)*100
					AS a PERCENTAGE of (A+B) (VI)	AS a PERCENTAGE of (A+B+C) (VII)		
	PROMOTER AND PROMOTER GROUP							
	INDIAN							
	Individual /HUF	6	3413880	3413880	15.47	15.47	0	0.00
	Central Government/State Government(s)	0	0	0	0.00	0.00	0	0.00
	Bodies Corporate	5	12511257	12511257	56.70	56.70	0	0.00
	Financial Institutions / Banks	0	0	0	0.00	0.00	0	0.00
	Others	0	0	0	0.00	0.00	0	0.00
	Sub-Total A(1) :	11	15925137	15925137	72.17	72.17	0	0.00
	FOREIGN							
	Individuals (NRIs/Foreign Individuals)	0	0	0	0.00	0.00	0	0.00
	Bodies Corporate	0	0	0	0.00	0.00	0	0.00
	Institutions	0	0	0	0.00	0.00	0	0.00
	Qualified Foreign Investor	0	0	0	0.00	0.00	0	0.00
	Others	0	0	0	0.00	0.00	0	0.00
	Sub-Total A(2) :	0	0	0	0.00	0.00	0	0.00
	Total A=A(1)+A(2)	11	15925137	15925137	72.17	72.17	0	0.00
	PUBLIC SHAREHOLDING							
	INSTITUTIONS							
	Mutual Funds /UTI	0	0	0	0.00	0.00		
	Financial Institutions /Banks	0	0	0	0.00	0.00		
	Central Government / State Government(s)	0	0	0	0.00	0.00		
	Venture Capital Funds	0	0	0	0.00	0.00		
	Insurance Companies	0	0	0	0.00	0.00		
	Foreign Institutional Investors	0	0	0	0.00	0.00		
	Foreign Venture Capital Investors	0	0	0	0.00	0.00		
	Qualified Foreign Investor	0	0	0	0.00	0.00		
	Others	0	0	0	0.00	0.00		
	Sub-Total B(1) :	0	0	0	0.00	0.00	0	0.00
	NON-INSTITUTIONS							
	Bodies Corporate	210	940641	940641	4.26	4.26		

CATEGORY CODE	CATEGORY OF SHAREHOLDER	NO OF SHAREHOLDERS (III)	TOTAL NUMBER OF SHARES (IV)	NO OF SHARES HELD IN DEMATERIALIZED (V)	TOTAL SHAREHOLDING AS A % OF TOTAL NO OF SHARES		SHARES PLEDGE OR OTHERWISE ENCUMBERED	AS a PERCENTAGE (IX)=(VIII)/(IV)*100
					AS a PERCENTAGE of (A+B) (VI)	AS a PERCENTAGE of (A+B+C) (VII)		
(i)	Individuals							
	(i) Individuals holding nominal share capital upto Rs.1 lakh	7911	3850609	3809354	17.45	17.45		
	(ii) Individuals holding nominal share capital in excess of Rs.1 lakh	41	959208	953208	4.39	4.39		
	Others							
	CLEARING MEMBERS	85	238068	238068	1.08	1.08		
	NON RESIDENT INDIANS	76	136337	101817	0.62	0.62		
	TRUSTS	1	5000	5000	0.02	0.02		
	Qualified Foreign Investor	0	0	0	0.00	0.00		
	Sub-Total B(2) :	8324	6139863	6048088	27.83	27.83		
	Total B=B(1)+B(2) :	8324	6139863	6048088	27.83	27.83		
	Total (A+B) :	8335	22065000	21973225	100.00	100.00		
	Shares held by custodians, against which Depository Receipts have been issued							
	Promoter and Promoter Group							
	Public	0	0	0	0.00	0.00		
	GRAND TOTAL (A+B+C) :	8335	22065000	21973225	100.00	100.00	0	0.00


For ARCHIDPLY INDUSTRIES LTD.,


Company Secretary

Statement showing holding of securities (including shares, warrants, convertible securities) of persons belonging to the category "Promoter and Promoter Group"												Total Shares (including underlying shares assuming full conversion of warrants)		
Sr.No	Name of the Shareholder	Details of Shares held		As a % of grand total (A)+(B)+(C) (IV)	Encumbered shares (*)		AS a percentage (VI)=(V)/(III) (VI)	grand total (A) + (B) + (C) of sub- (VII)	Details of Warrants		number of convertible securities of (XI)	Details of convertible securities	number of convertible securities held (X)	number of convertible securities of (XII)
		No. of Shares held (III)	No. of Shares held (II)		Pledge Shares (V)	AS a percentage (VI)=(V)/(III) (VI)			Number of warrants held (VIII)	number of warrants of the same (IX)				
1	ASSAM TIMBER PRODUCTS PRIVATE LIMITED	4281150		19.40	0	0.00	0.00	0.00	0	0.00	0	0	0.00	19.40
2	VANRAJ SUPPLIERS PVT. LTD	3833509		17.37	0	0.00	0.00	0.00	0	0.00	0	0	0.00	17.37
3	RAVI MARKETING AND SERVICES PRIVATE LIMITED	2810750		12.74	0	0.00	0.00	0.00	0	0.00	0	0	0.00	12.74
4	THE MYSORE CHIPBOARDS LIMITED	1482948		6.72	0	0.00	0.00	0.00	0	0.00	0	0	0.00	6.72
5	SHYAM DAGA	931160		4.22	0	0.00	0.00	0.00	0	0.00	0	0	0.00	4.22
6	DEENDAYAL DAGA	885820		4.01	0	0.00	0.00	0.00	0	0.00	0	0	0.00	4.01
7	RAJIV DAGA	812500		3.68	0	0.00	0.00	0.00	0	0.00	0	0	0.00	3.68
8	USHA DAGA	760300		3.45	0	0.00	0.00	0.00	0	0.00	0	0	0.00	3.45
9	SHREE SHYAM TEA PRIVATE LIMITED	102900		0.47	0	0.00	0.00	0.00	0	0.00	0	0	0.00	0.47
10	DEENDAYAL DAGA	20000		0.09	0	0.00	0.00	0.00	0	0.00	0	0	0.00	0.09
11	SANGEETA BHARADIA	4100		0.02	0	0.00	0.00	0.00	0	0.00	0	0	0.00	0.02
TOTAL :		15925137		72.17	0	0.00	0.00	0.00	0	0.00	0	0	0.00	72.17




(l)(c)(i) Statement showing holding of securities (including shares, warrants, convertible securities) of persons belonging to the category "Public" and holding more than 1% of the total number of shares						
Sr.No.	Name of the shareholder	Number of shares held	Shares as a percentage of total number of shares (i.e., Grant total (A)+(B)+(C) indicated in Statement at para (l)(a) above)	Details of warrants		underlying shares assuming full conversion of warrants and convertible securities) as
				Number of warrants held	As a % total number of warrants of the same class	
1	SURADHA HOSPITALITY SERVICES PVT LTD	289249	1.31	0	0.00	1.31
TOTAL :		289249	1.31	0	0.00	1.31



Sr.No.	Name(s) of the shareholder(s) and PAC with them	Number of shares held	Shares as a percentage of total number of shares (i.e., Grant total (A)+(B)+(C) indicated in Statement at para (1)(a) above)	Details of warrants		Details of convertible securities		Total shares (including underlying shares assuming full conversion of warrants and convertible securities) as a % of diluted share capital)
				Number of warrants held	As a % total number of warrants of the same class	Number of convertible securities held	% w.r.t total number of convertible securities of the same class	
	-NIL-							
	TOTAL :	0	0	0	0	0	0	0



STATEMENT SHOWING DETAILS OF LOCKED-IN SHARES"			
(1)(d)			
Sr.No.	Name of the shareholder	Number of locked-in shares	Locked-in shares as a (%) percentage of total number of shares (i.e, Grand Total (A)+(B)+(C) Indicated in Statement at para (1)(a) above)
	-NIL-	0	0
	TOTAL :	0	0
			Promoter/Promoter Group/Public



STATEMENT SHOWING DETAILS OF DEPOSITORY RECEIPTS (DRS)				
(ii)(a)				
Sr.No.	Type of outstanding DR (ADRs, GDRs, SDRs, etc.)	Number of outstanding DRs	Number of shares underlying outstanding DRs	Shares underlying outstanding DRs as a percentage of total number of shares {i.e., Grand Total (A)+(B)+(C) indicated in Statement at Para(I)(a) above}
	-NIL-	0	0	0
TOTAL :		0	0	0



(ii)(b)	Statement showing Holding of Depository Receipts (DRs), where underlying shares held by "Promoter/Promoter group" are in excess of 1% of the total number shares.		
	Name of the DR Holder	Type of outstanding DR (ADRs,GDRs,SDRs,etc.)	Number of shares underlying outstanding DRs
	-NIL-		0
a			0

